

Somerset and Westbrook Elementary Schools Boundary Study

Public Information Meeting #2

February 26, 2020

February 27, 2020 (snow date)

Agenda

- Current Projections and Available Seats
- Guiding Parameters
- Summary of Options
- Online Survey
- Next Steps
- Questions and Answers
- Websites



Current Projections and Available Seats

Schools		Official* 19-20	Projections					
			20-21	21-22	22-23	23-24	24-25	25-26
Somerset ES	Program Capacity	515	515	515	515	515	515	515
	Enrollment	582	577	573	573	577	587	593
	Available Space	-67	-62	-58	-58	-62	-72	-78
Westbrook ES	Program Capacity	547	547	615	615	615	615	615
	Enrollment	341	342	340	337	338	322	325
	Available Space	206	205	275	278	277	293	290

Source: Office of Shared Accountability, as of September 30th, 2019

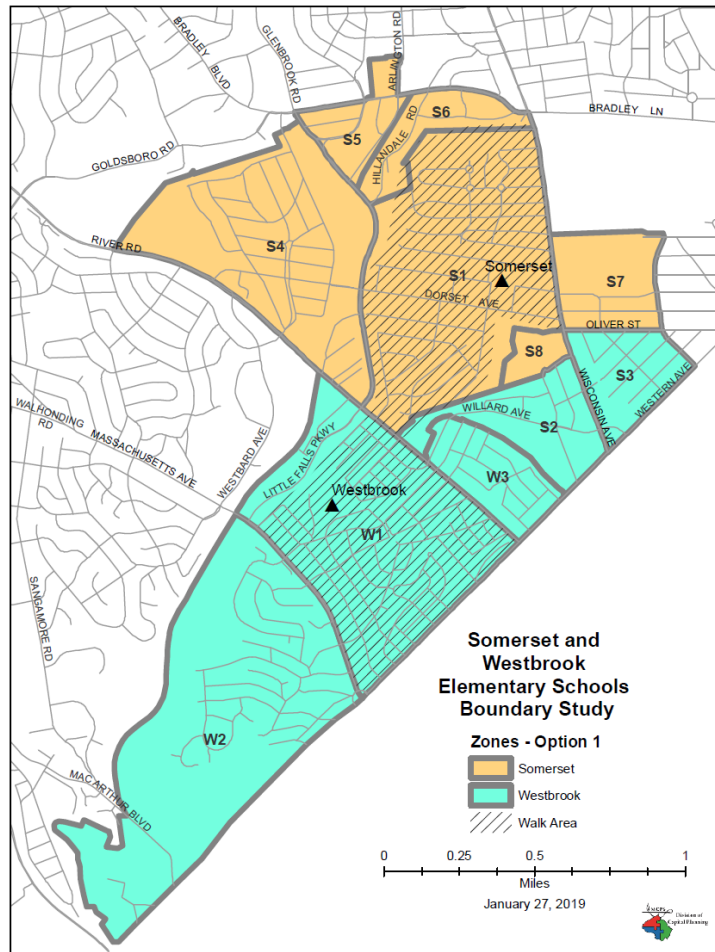
Guiding Parameters for Option Development

- Three policy factors used to develop options
 - Demographic Characteristics of Student Population
 - Geography
 - Facility Utilization
- Stability factor does not need to be considered in this boundary study
- Maintain walkers
- Grandfather Grade 5 students at Somerset ES

Recap of Options—General

- 5 staff developed options
- Options advance 3 policy factors to differing degrees
- Developed options assume grandfathering
Grades 5 BOE will make final decision on all grandfathering

Option 1: Zones S2 and S3

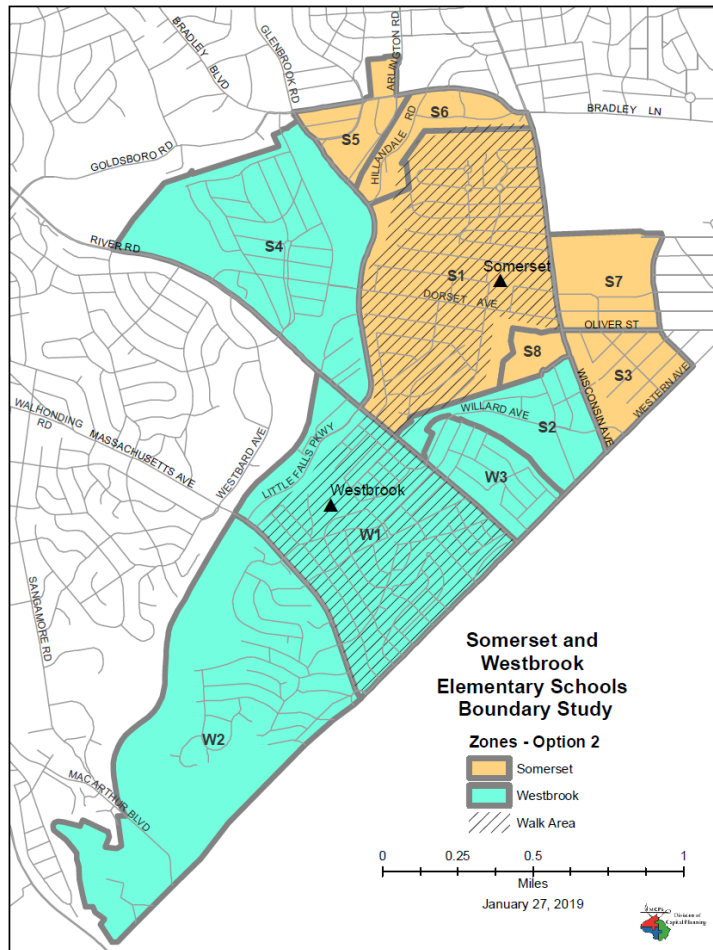


Proposed Elementary School Boundary Reassignments

School						2019-2020						
						Race/Ethnic Composition						
	2021-22	2022-23	2023-24	2024-25	2025-26	% Afr. Amer.	% Asian	% Hispanic	% White	% 2 or More	% FARMS	% ESOL
Somerset ES												
Maximum Number of Seats= 515												
No Change:												
Number of Students	573	573	577	587	593	7.0%	9.5%	13.4%	61.5%	8.4%	7.7%	20.1%
Percent of Building Occupied	111%	111%	112%	114%	115%							
Available Seats	-58	-58	-62	-72	-78							
With Change:												
Number of Students	453	430	437	451	455	7.4%	6.9%	14.7%	63.5%	7.6%	9.8%	17.2%
Percent of Building Occupied	88%	83%	85%	88%	88%							
Available Seats	62	85	78	64	60							
Westbrook ES												
Maximum Number of Seats= 615												
No Change:												
Number of Students	340	337	338	322	325	2.1%	5.3%	15.0%	69.8%	7.0%	1.2%	3.5%
Percent of Building Occupied	55%	55%	55%	52%	53%							
Available Seats	275	278	277	293	290							
With Change:												
Number of Students	460	480	478	458	463	3.5%	8.8%	13.5%	65.9%	8.2%	1.8%	11.5%
Percent of Building Occupied	75%	78%	78%	74%	75%							
Available Seats	155	135	137	157	152							

Notes: In the 2021-2022 school year, the enrollment projections display reassignments for students in Grades K-4 from Somerset ES to Westbrook ES. Grade 5 students would be grandfathered at Somerset ES. For the 2022-2023 school year, the data displays Grades K-5 at Westbrook ES.

Option 2: Zones S2 and S4

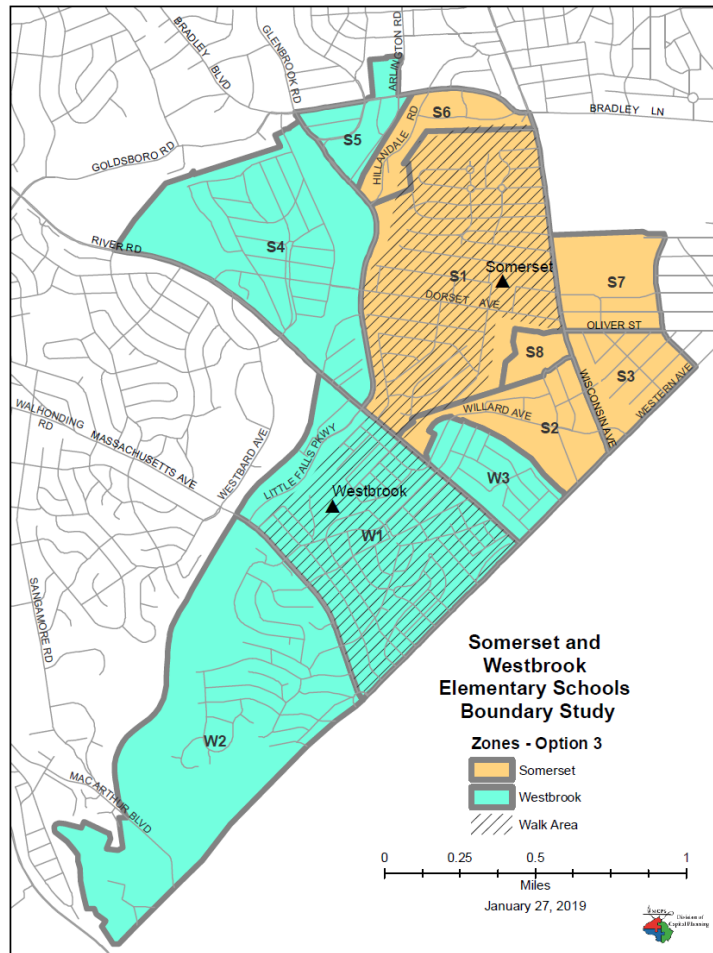


Proposed Elementary School Boundary Reassignments

School						2019-2020						
						Race/Ethnic Composition						
	2021-22	2022-23	2023-24	2024-25	2025-26	% Afr. Amer.	% Asian	% Hispanic	% White	% 2 or More	% FARMS	% ESOL
Somerset ES												
Maximum Number of Seats= 515												
No Change:												
Number of Students	573	573	577	587	593	7.0%	9.5%	13.4%	61.5%	8.4%	7.7%	20.1%
Percent of Building Occupied	111%	111%	112%	114%	115%							
Available Seats	-58	-58	-62	-72	-78							
With Change:												
Number of Students	450	426	430	442	447	6.4%	6.6%	13.5%	64.7%	8.8%	9.3%	15.2%
Percent of Building Occupied	87%	83%	83%	86%	87%							
Available Seats	65	89	85	73	68							
Westbrook ES												
Maximum Number of Seats= 615												
No Change:												
Number of Students	340	337	338	322	325	2.1%	5.3%	15.0%	69.8%	7.0%	1.2%	3.5%
Percent of Building Occupied	55%	55%	55%	52%	53%							
Available Seats	275	278	277	293	290							
With Change:												
Number of Students	463	484	485	467	471	4.3%	9.0%	14.5%	65.0%	7.2%	2.2%	13.1%
Percent of Building Occupied	75%	79%	79%	76%	77%							
Available Seats	152	131	130	148	144							

Notes: In the 2021-2022 school year, the enrollment projections display reassignments for students in Grades K-4 from Somerset ES to Westbrook ES. Grade 5 students would be grandfathered at Somerset ES. For the 2022-2023 school year, the data displays Grades K-5 at Westbrook ES.

Option 3: Zones S4 and S5

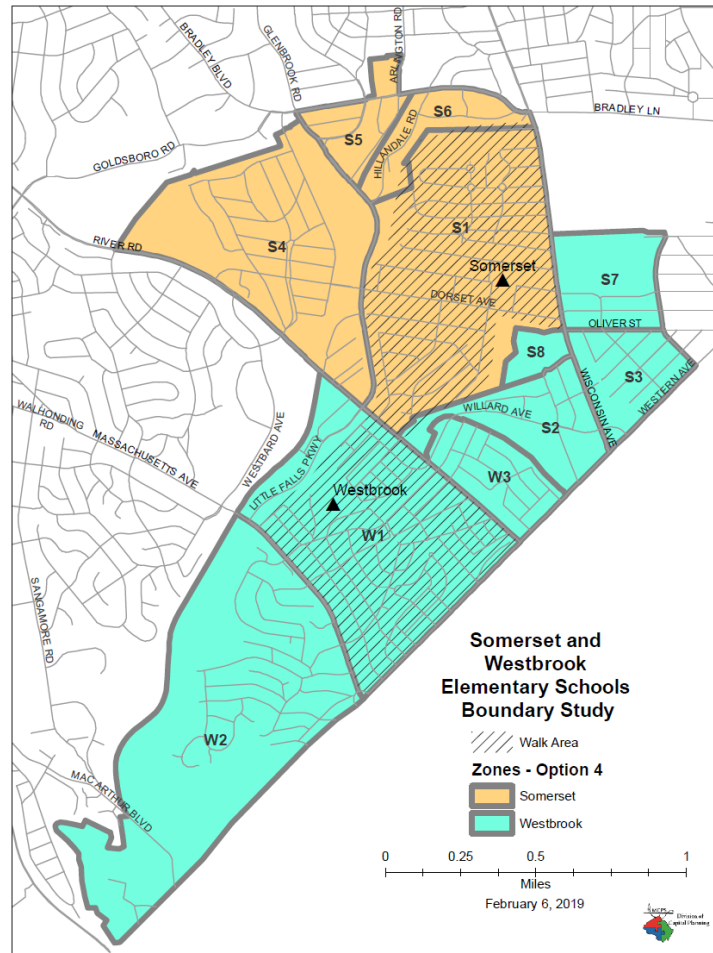


Proposed Elementary School Boundary Reassignments

School						2019-2020						
						Race/Ethnic Composition						
	2021-22	2022-23	2023-24	2024-25	2025-26	% Afr. Amer.	% Asian	% Hispanic	% White	% 2 or More	% FARMS	% ESOL
Somerset ES												
Maximum Number of Seats= 515												
No Change:												
Number of Students	573	573	577	587	593	7.0%	9.5%	13.4%	61.5%	8.4%	7.7%	20.1%
Percent of Building Occupied	111%	111%	112%	114%	115%							
Available Seats	-58	-58	-62	-72	-78							
With Change:												
Number of Students	482	461	463	467	473	4.5%	8.8%	9.9%	67.5%	9.2%	4.5%	17.6%
Percent of Building Occupied	94%	90%	90%	91%	92%							
Available Seats	33	54	52	48	42							
Westbrook ES												
Maximum Number of Seats= 615												
No Change:												
Number of Students	340	337	338	322	325	2.1%	5.3%	15.0%	69.8%	7.0%	1.2%	3.5%
Percent of Building Occupied	55%	55%	55%	52%	53%							
Available Seats	275	278	277	293	290							
With Change:												
Number of Students	431	449	452	442	445	5.9%	7.0%	18.3%	62.1%	6.6%	6.2%	10.4%
Percent of Building Occupied	70%	73%	73%	72%	72%							
Available Seats	184	166	163	173	170							

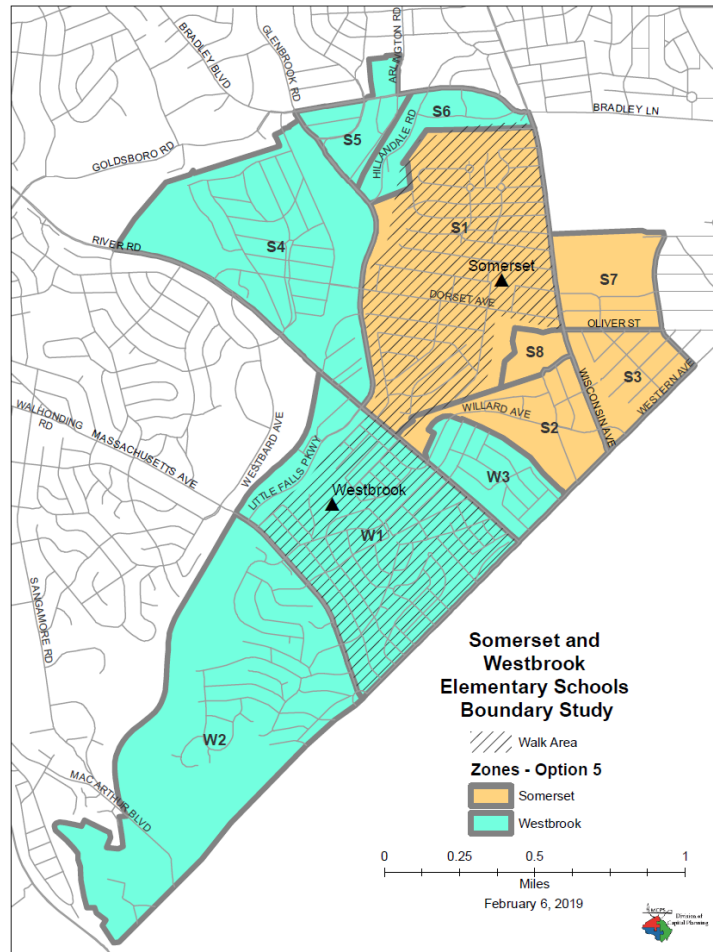
Notes: In the 2021-2022 school year, the enrollment projections display reassignments for students in Grades K-4 from Somerset ES to Westbrook ES. Grade 5 students would be grandfathered at Somerset ES. For the 2022-2023 school year, the data displays Grades K-5 at Westbrook ES.

Option 4: Zones S2, S3, S7, S8



School						2019–2020						
						Race/Ethnic Composition						
	2021–22	2022–23	2023–24	2024–25	2025–26	% Afr. Amer.	% Asian	% Hispanic	% White	% 2 or More	% FARMS	% ESOL
Somerset ES												
Maximum Number of Seats=	515											
<u>No Change:</u>												
Number of Students	573	573	577	587	593	7.0%	9.5%	13.4%	61.5%	8.4%	7.7%	20.1%
Percent of Building Occupied	111%	111%	112%	114%	115%							
Available Seats	-58	-58	-62	-72	-78							
<u>With Change:</u>												
Number of Students	439	413	422	434	436	7.7%	7.2%	15.2%	62.2%	7.7%	10.0%	17.7%
Percent of Building Occupied	85%	80%	82%	84%	85%							
Available Seats	76	102	93	81	79							
Westbrook ES												
Maximum Number of Seats=	615											
<u>No Change:</u>												
Number of Students	340	337	338	322	325	2.1%	5.3%	15.0%	69.8%	7.0%	1.2%	3.5%
Percent of Building Occupied	55%	55%	55%	52%	53%							
Available Seats	275	278	277	293	290							
<u>With Change:</u>												
Number of Students	474	497	493	475	482	3.4%	8.5%	13.2%	66.8%	8.1%	1.8%	11.5%
Percent of Building Occupied	77%	81%	80%	77%	78%							
Available Seats	141	118	122	140	133							

Option 5: Zones S4, S5, S6



School						2019–2020						
						Race/Ethnic Composition						
	2021–22	2022–23	2023–24	2024–25	2025–26	% Afr. Amer.	% Asian	% Hispanic	% White	% 2 or More	% FARMS	% ESOL
Somerset ES												
Maximum Number of Seats=	515											
<u>No Change:</u>												
Number of Students	573	573	577	587	593	7.0%	9.5%	13.4%	61.5%	8.4%	7.7%	20.1%
Percent of Building Occupied	111%	111%	112%	114%	115%							
Available Seats	-58	-58	-62	-72	-78							
<u>With Change:</u>												
Number of Students	422	389	391	396	402	4.5%	8.8%	9.9%	67.5%	9.2%	4.5%	17.6%
Percent of Building Occupied	82%	76%	76%	77%	78%							
Available Seats	93	126	124	119	113							
Westbrook ES												
Maximum Number of Seats=	615											
<u>No Change:</u>												
Number of Students	340	337	338	322	325	2.1%	5.3%	15.0%	69.8%	7.0%	1.2%	3.5%
Percent of Building Occupied	55%	55%	55%	52%	53%							
Available Seats	275	278	277	293	290							
<u>With Change:</u>												
Number of Students	491	521	524	513	516	5.7%	6.8%	17.8%	63.1%	6.6%	5.9%	10.2%
Percent of Building Occupied	80%	85%	85%	83%	84%							
Available Seats	124	94	91	102	99							

Online Survey

← → ↻ 🏠 montgomeryschoolsmd.org/departments/planning/SomersetWestbrookBoundaryStudy.aspx ☆ 👤 ⋮

📱 Apps 🟢 Central Administrati... 🌐 Web Geocoder | Ge... 📁 School Assignment... 📅 20180621AnnualSc... 🗺️ Projections of Educ... »

☰ [HOME](#) [ABOUT US](#) [SCHOOLS](#) [PARENTS](#) [STUDENTS](#) [ACADEMICS](#) [STAFF](#) [BOARD OF EDUCATION](#) [SUPERINTENDENT](#) 🔍 [STAFF DIRECTORY](#)

QUICK LINKS

- [Planning Home](#)
- [Capital Improvements Program/Master Plan](#)
- [Enrollment and Demographics](#)
- [Maps and GIS](#)
- [DCP Operational Plans and Documentation](#)
- [Contact Us](#)

SOMERSET AND WESTBROOK ELEMENTARY SCHOOLS

BOUNDARY STUDY INFORMATION

- [Summary of Options 1-5](#)

Round 2 Surveys

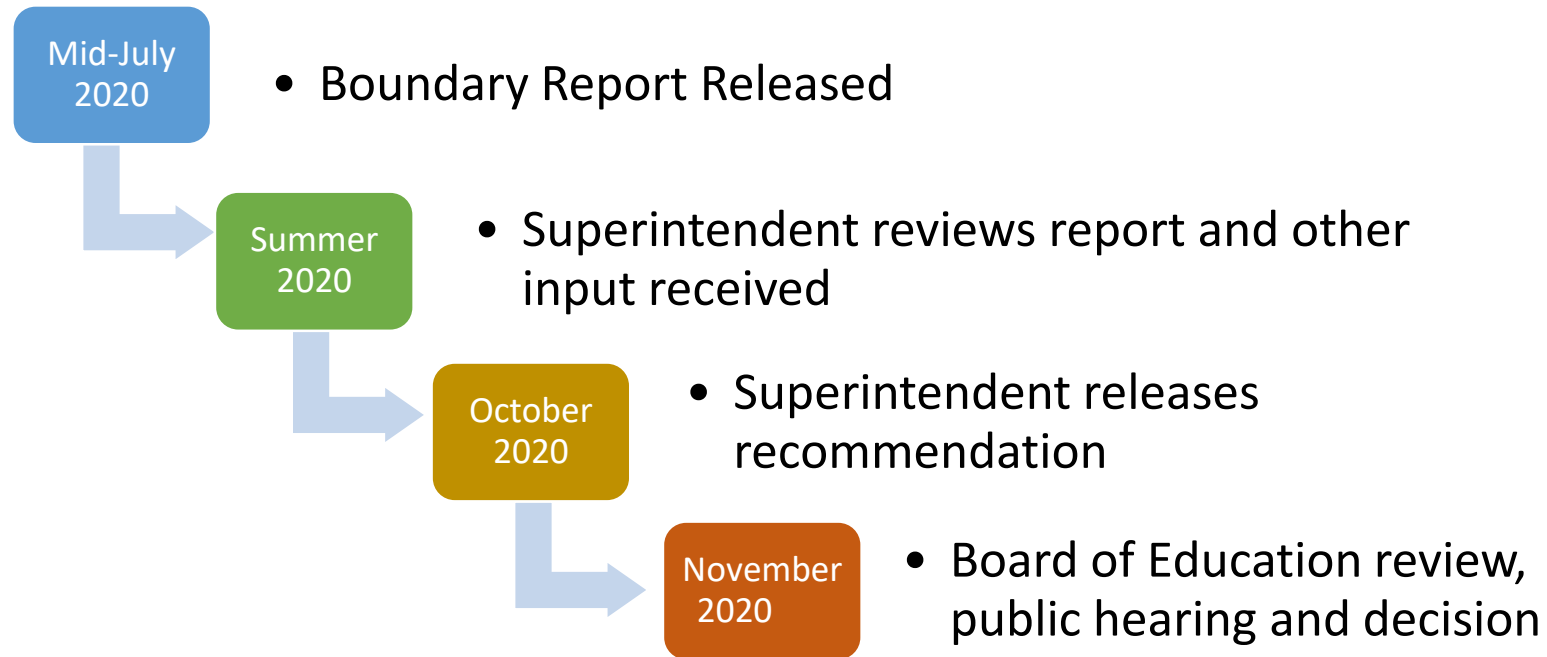
- [English](#)
- [Amharic](#)
- [Chinese](#)
- [French](#)
- [Korean](#)
- [Spanish](#)
- [Vietnamese](#)

Schedule of Meetings

Date	Action
✓ January 6th	Public Information Meeting #1
January 8th (snow date)	
✓ January 30 th	Presentation of 1 st Round of Options
✓ February 5 th	
February 6th (snow date)	
✓ February 18 th (if needed)	Presentation of 2 nd Round of Options
✓ February 19 th (if needed)	
February 20th (snow date)	
✓ February 26th	Public Information Meeting #2
February 27th (snow date)	

All meetings are 7:00–8:30 pm at Westland MS Cafeteria

Next Steps



Boundary Report and Review

Boundary Report (Summer 2020)

- Description of process
- Summary of options
- Stakeholder survey information and analysis

Superintendent Review (September 2020)

- Superintendent reviews report including all options developed and other stakeholder input
- Superintendent may request staff to develop other options for review

Recommendation Release

Superintendent's Recommendation (October 2020)

- Will include explanation on how policy factors are advanced and rationale for recommendation
- Superintendent will make recommendations regarding grandfathering of schools

Stakeholder Engagement (mid-October— November 2019)

- Once released, stakeholders can contact BOE to request alternatives to the superintendent's recommendation
- Alternatives may be options considered during process or new options
- Support for alternative by BOE member does not necessarily indicate support for alternative over superintendent's recommendation

BOE Process

BOE Work Sessions

(November 2020)

- Staff presents boundary recommendation to BOE members
- BOE offers and votes on possible alternatives to superintendent's recommendation
- Requires majority vote by BOE members for consideration during public hearing
- More than one alternative may be considered by BOE

BOE Public Hearing

(November 2020)

- Cluster coordinators and individual members of the community are given an opportunity to testify in support or against superintendent's recommendation and/or any BOE adopted alternatives

BOE Decision and Implementation

BOE Action (November 2020)

- BOE takes action at end of November 2020
- BOE will make final decision on grandfathering

Implementation (September 2021)

- Boundaries take effect in September 2021

Questions



Websites

- <https://www.montgomeryschoolsmd.org/departments/planning/>
- <https://www.montgomeryschoolsmd.org/departments/planning/SomersetWestbrookBoundaryStudy.aspx>
- boe@mcpsmd.org