

Committee Meeting #2

Shady Grove Sector Plan Boundary Committee

May 1, 2017

<http://www.montgomeryschoolsmd.org/departments/planning/shadygrove.aspx>



MONTGOMERY COUNTY PUBLIC SCHOOLS



Agenda

- Follow Up items from Meeting 1
- Review Zone Map
- Review Committee Criteria
- Review and Discuss Options
- Observer Comments and Questions
- Next Steps
- Committee member feedback sheets

Ground Rules

- Honor meeting time and follow the agenda
- Practice cell phone etiquette
- Listen to ideas of others with an open mind
- Honor the differences of opinion
- Share ideas to add on and not repeat
- Speak your truth from your own experience
- Respect others' knowledge, experiences, and opinions
- Step up, Step back

Feedback from the last meeting

- This session was most helpful at:
- Working through Criteria
- Developing criteria
- Understanding the scope of the boundary project
- Pictures and view of affected areas
- Filling in background of roundtable, sticking to the agenda
- Discussing different viewpoints from people in different schools

- This session was least helpful at:
- Understanding the policy (I have a lot of reading to do)

Committee Schedule

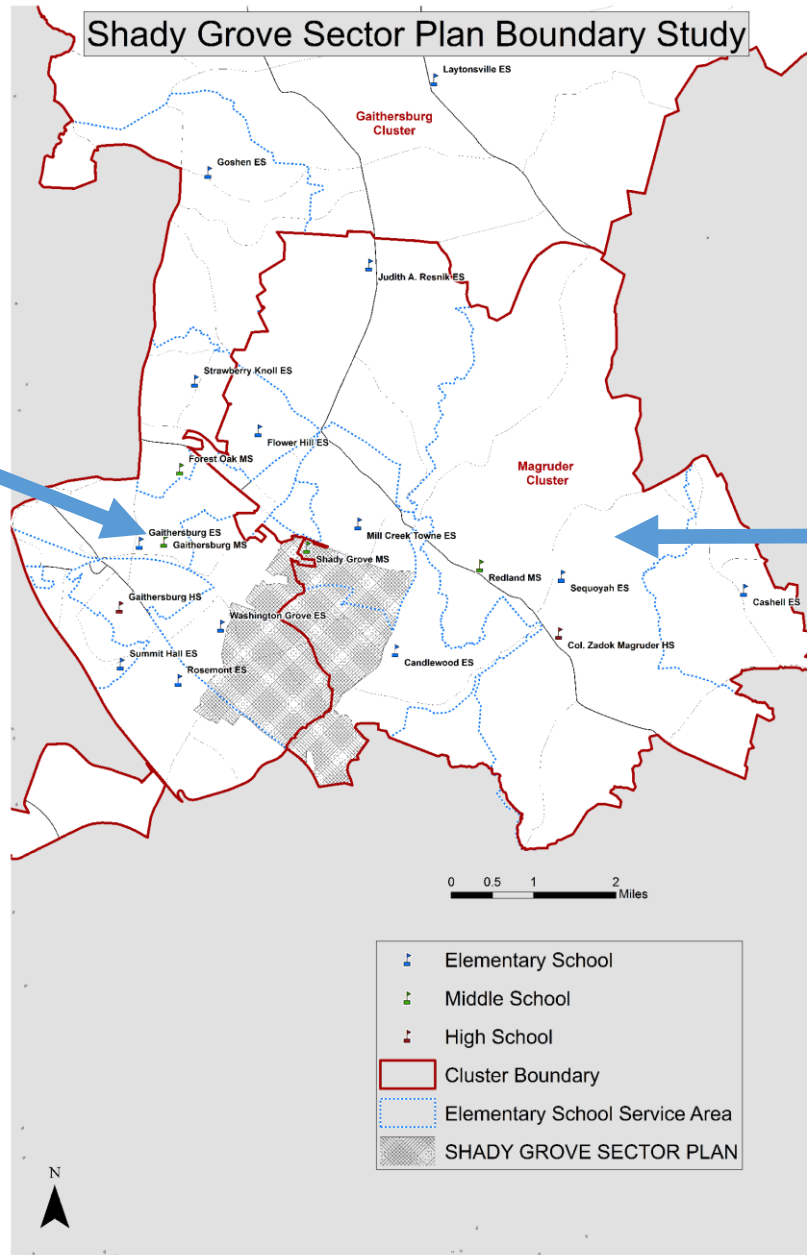
All meetings will be held from 7:00 p.m. to 9:00 p.m. at 45 West Gude in Café 45

*Public Information Meeting	April 19		Present process and timeline
# 1	April 26	Café 45	Committee charge, overview of process, timeline, review of zones to build options, development of criteria to evaluate options
# 2	May 1	Café 45	Staff presents options
# 3	May 15	Café 45	Feedback on options
*Public Information Meeting			
#4	May 24	Café 45	Community-wide meeting to present options and get feedback.
	May 31	Cafe 45	Optional meeting. Committee members submit evaluations

Criteria

- Optimize Facility Utilization 80-100%
- Consider Demographic Characteristics of Student Population
- Consider Geographic Proximity of Communities to Schools
- Optimize Stability of School Assignments over Time
- Minimize island assignments and create contiguous boundaries
- Maintain student relationships by maximizing opportunities to remain together
- Minimize splits to community identity, subdivisions, and civic association areas
- Minimize the amount of transportation and time including for after school activities
- Minimize relocation of students
- Reserve space and room for growth for approved plan development
- Consider likely future capital projects
- Consider effects, such as traffic, of future capital projects
- Consider future capacity at schools with future shell build out capability

Washington
Grove
Elementary
School Service
Area vicinity in
Gaithersburg
Cluster



Magruder Cluster



Residential

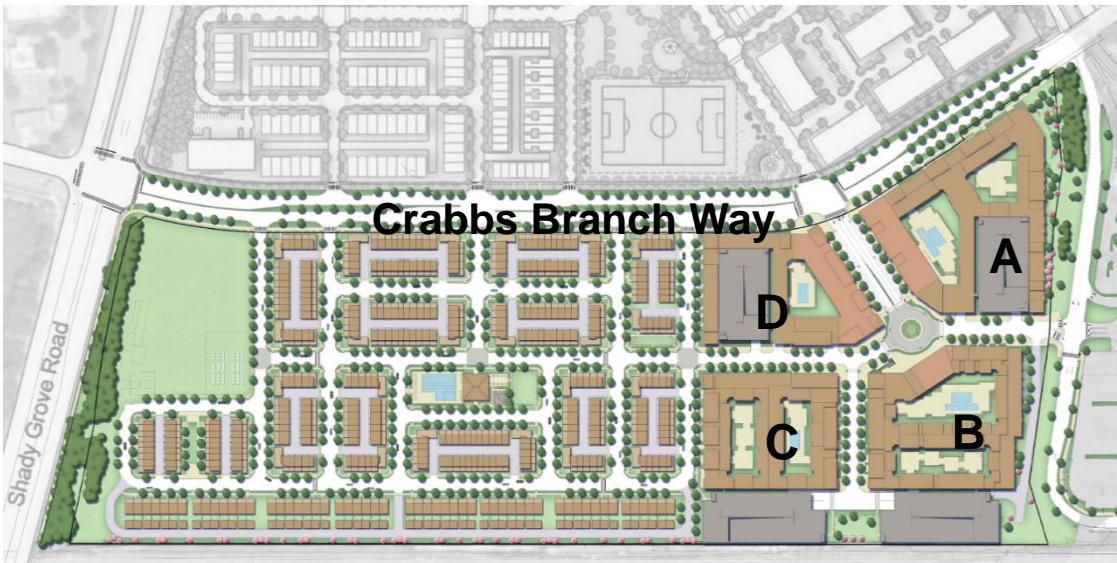
- 2, 210 dwelling units, including 15% MPDUs and 10% workforce housing

Non-Residential

- 41, 828 square feet of general retail and 131, 422 square feet of office development

Public Facilities

- Library
- Dedicated elementary school site
- Dedicated local park



Overall Residential: 1,521 residential units

- Townhouses: 407 dus
 - 44 MPDUs
 - 25 Workforce Housing
- Multifamily: 1,114 dus
 - 167 MPDUs
 - 91 Workforce Housing
- Retail: 41,828 square feet



Housing under construction





MONTGOMERY COUNTY PUBLIC SCHOOLS

Zone Maps for Options

- Due to staff being out on sick leave, Zone Map handouts for Options are still being developed and will be shared with committee members electronically and posted once they are available
- We apologize for any inconvenience this may cause

Feeder Relationships

Col. Zadok Magruder High School

Shady Grove Middle School

- Candlewood Elementary
- Flower Hill Elementary
- Mill Creek Towne Elementary

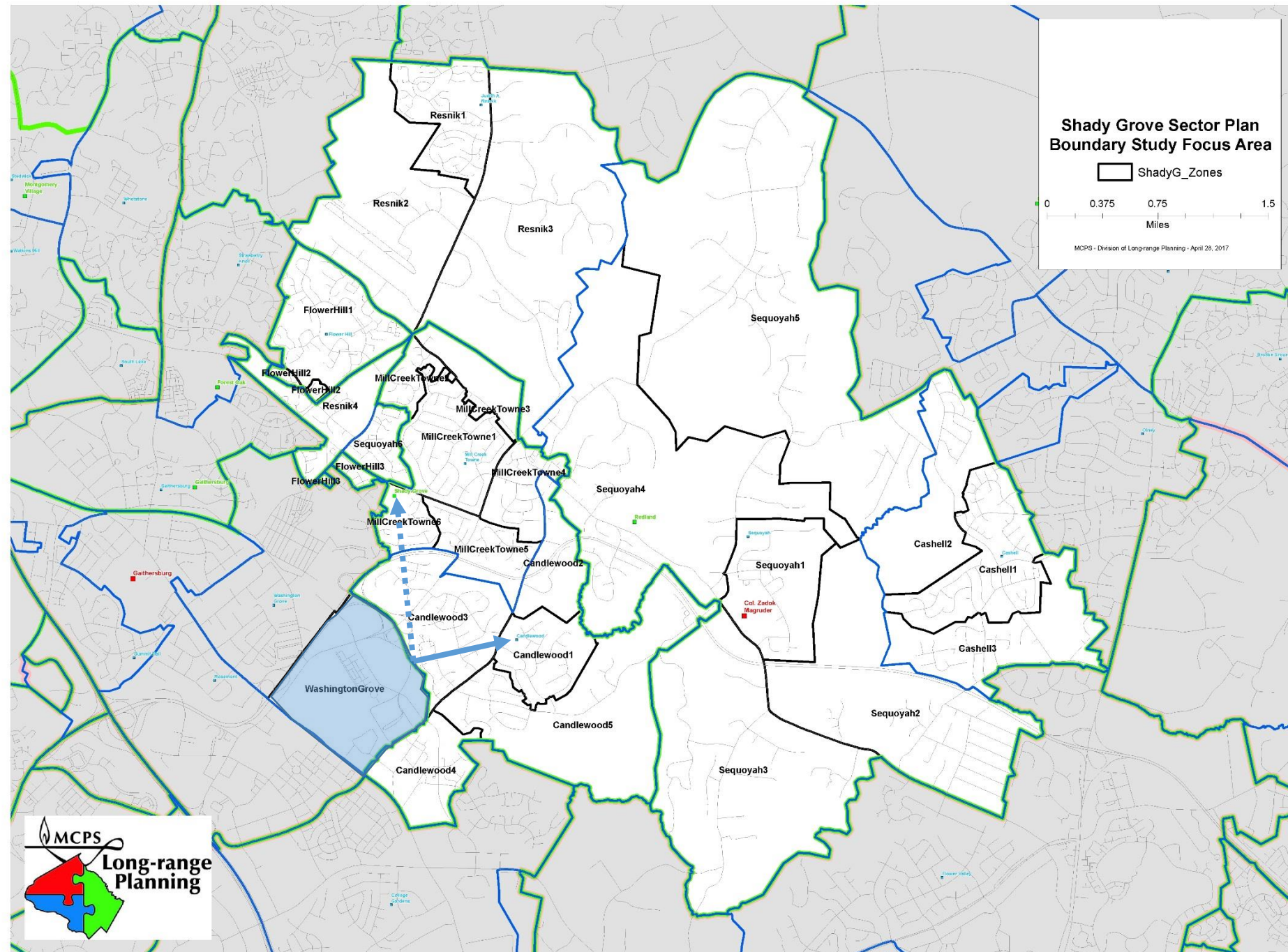
Redland Middle School

- Cashell Elementary
- Judith A. Resnik Elementary
- Sequoyah Elementary

Option 1

Send Zone Washington Grove 1 from Washington Grove Elementary, Forest Oak Middle, and Gaithersburg High

To Candlewood Elementary, Shady Grove Middle School and Col. Zadok Magruder High School



Shady Grove Sector Plan Boundary Study Option 1

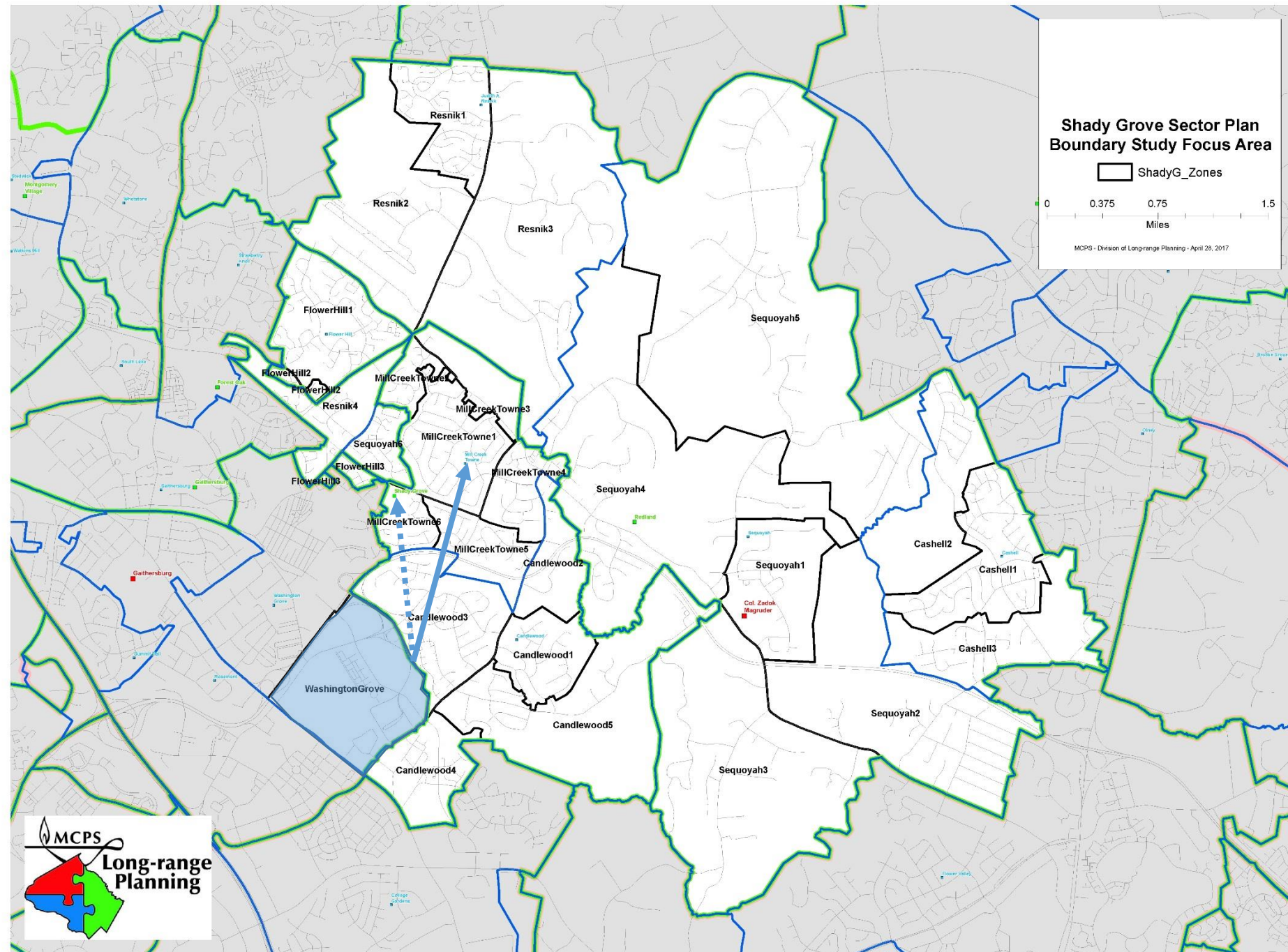
5/1/2017

Magruder Cluster Schools	Projected Number of Students						2016-2017 Race/Ethnic Composition						
	Boundary Implemented						% Afr.	% Asian	% Hispanic	% White	% 2 or More	% FARMS	% ESOL
	2017-2018	2018-2019	2019-2020	2020-2021	2021-2022	2022-2023							
Magruder High School													
Maximum Number of Seats = 1941													
<u>No Change:</u>													
Number of Students	1,584	1,604	1,707	1,711	1,775	1,872							
Percent of Building Occupied	82%	83%	88%	88%	91%	96%	18.7%	13.3%	38.5%	27.5%	<5%	33.6%	8.6%
Available Seats	357	337	234	230	166	69							
Receive zone WashingtonGrove1 from Gaithersburg HS.													
<u>With Change:</u>													
Number of Students	1,584	1,640	1,761	1,783	1,866	1,981							
Percent of Building Occupied	82%	85%	91%	92%	96%	102%	18.7%	13.3%	38.4%	27.5%	<5%	33.9%	8.8%
Available Seats	357	301	180	158	75	(40)							
Shady Grove Middle School													
Maximum Number of Seats= 846													
<u>No Change:</u>													
Number of Students	629	659	623	659	640	632							
Percent of Building Occupied	74%	78%	74%	78%	76%	75%	19.9%	12.1%	40.2%	22.1%	5.6%	40.3%	8.6%
Available Seats	217	187	223	187	206	214							
Receive zone WashingtonGrove1 from Forest Oak MS.													
<u>With Change:</u>													
Number of Students	629	681	657	704	685	688							
Percent of Building Occupied	74%	81%	78%	83%	81%	81%	20.0%	12.1%	40.0%	22.3%	5.6%	41.1%	9.1%
Available Seats	186	165	189	142	161	158							
Candlewood Elementary School													
Maximum Number of Seats= 499													
<u>No Change:</u>													
Number of Students	353	349	356	356	350	360							
Percent of Building Occupied	71%	70%	71%	71%	70%	72%	14.3%	19.9%	20.9%	42.8%	<5%	22.8%	14.5%
Available Seats	146	150	143	143	149	139							
Receive zone WashingtonGrove1 from Washington Grove ES.													
<u>With Change:</u>													
Number of Students	353	402	435	462	482	519							
Percent of Building Occupied	71%	81%	87%	93%	97%	104%	14.8%	19.5%	21.7%	41.7%	<5%	24.5%	15.6%
Available Seats	146	97	64	37	17	(20)							

Option 2

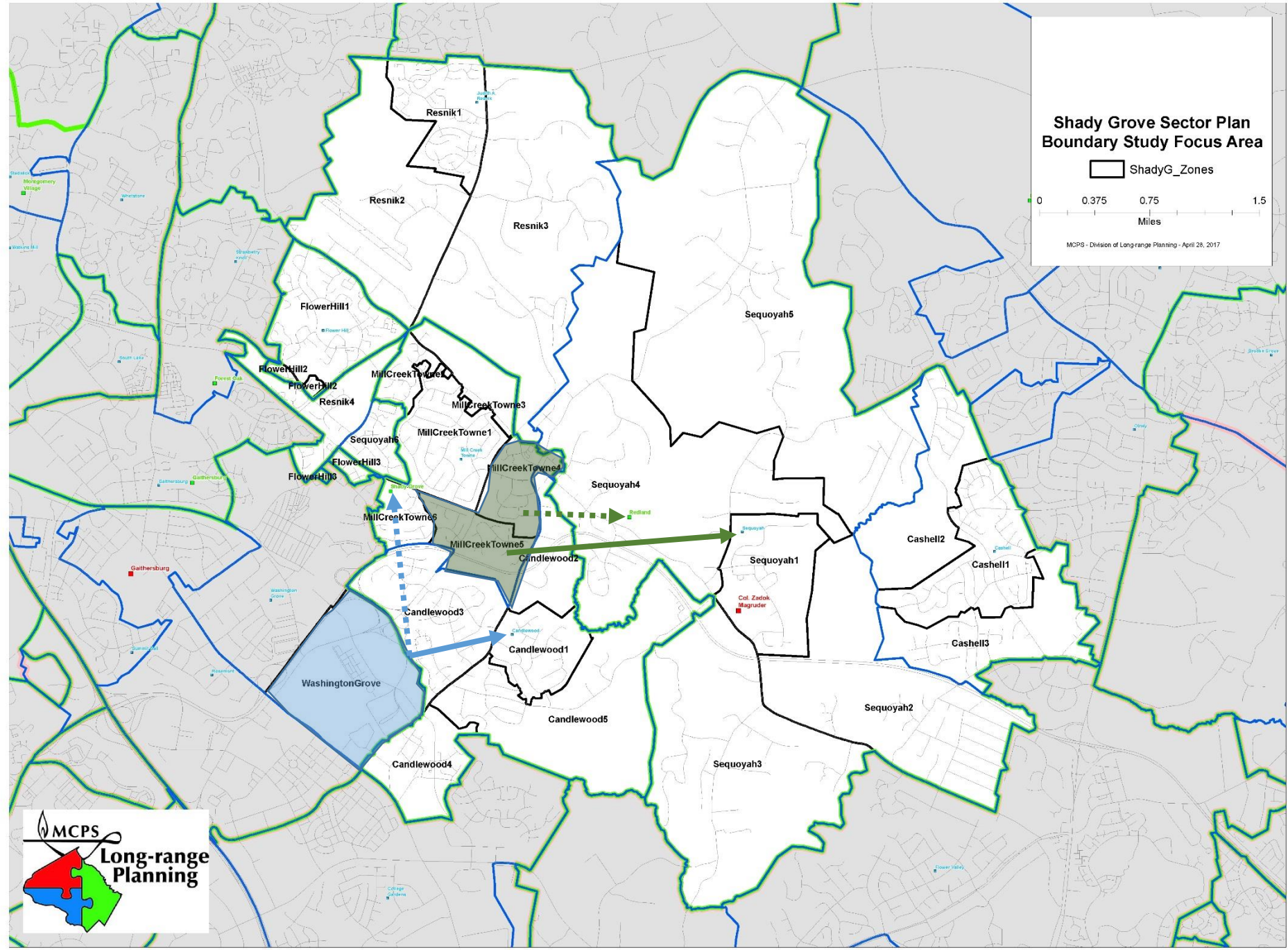
Send Zone Washington Grove 1 **from** Washington Grove Elementary, Forest Oak Middle, and Gaithersburg High

To Mill Creek Towne Elementary, Shady Grove Middle School and Col. Zadok Magruder High School.



Option 2

Send Mill Creek 5 & 6 to Sequoyah ES, Redland MS, and Col. Zadok Magruder High School



Shady Grove Sector Plan Boundary Study Option 2

5/1/2017

	Projected Number of Students						2016-2017						
	Boundary Implemented						Race/Ethnic Composition					% FARMs	% ESOL
	2017-2018	2018-2019	2019-2020	2020-2021	2021-2022	2022-2023	% Afr. Amer.	% Asian	% Hispanic	% White	% 2 or More		
Magruder High School													
Maximum Number of Seats = 1941													
<u>No Change:</u>													
Number of Students	1,584	1,604	1,707	1,711	1,775	1,872							
<i>Percent of Building Occupied</i>	82%	83%	88%	88%	91%	96%	18.7%	13.3%	38.5%	27.5%	<5%	33.6%	8.6%
<i>Available Seats</i>	357	337	234	230	166	69							
Receive zone WashingtonGrove1 from Gaithersburg HS.													
<u>With Change:</u>													
Number of Students	1,584	1,640	1,761	1,783	1,866	1,981							
<i>Percent of Building Occupied</i>	82%	85%	91%	92%	96%	102%	18.7%	13.3%	38.4%	27.5%	<5%	33.9%	8.8%
<i>Available Seats</i>	357	301	180	158	75	(40)							
Redland Middle School													
Maximum Number of Seats= 757													
<u>No Change:</u>													
Number of Students	571	623	678	682	704	651							
<i>Percent of Building Occupied</i>	75%	82%	90%	90%	93%	86%	18.0%	15.0%	35.9%	29.1%	<5%	37.2%	10.7%
<i>Available Seats</i>	186	134	79	75	53	106							
Receive zones MillCreekTowne4 and MillCreekTowne5 from Shady Grove MS													
<u>With Change:</u>													
Number of Students	571	676	733	736	759	705							
<i>Percent of Building Occupied</i>	75%	89%	97%	97%	100%	93%	17.7%	15.0%	35.4%	29.6%	<5%	38.3%	11.0%
<i>Available Seats</i>	186	81	24	21	(2)	52							
Shady Grove Middle School													
Maximum Number of Seats= 846													
<u>No Change:</u>													
Number of Students	629	659	623	659	640	632							
<i>Percent of Building Occupied</i>	74%	78%	74%	78%	76%	75%	19.9%	12.1%	40.2%	22.1%	5.6%	40.3%	8.6%
<i>Available Seats</i>	217	187	223	187	206	214							
Receive zone WashingtonGrove1 from Forest Oak MS.													
<u>With Change:</u>													
Number of Students	629	628	602	650	630	634							
<i>Percent of Building Occupied</i>	74%	74%	71%	77%	74%	75%	20.4%	12.3%	40.8%	21.1%	5.5%	38.2%	8.3%
<i>Available Seats</i>	217	218	244	196	216	212							

Option 2

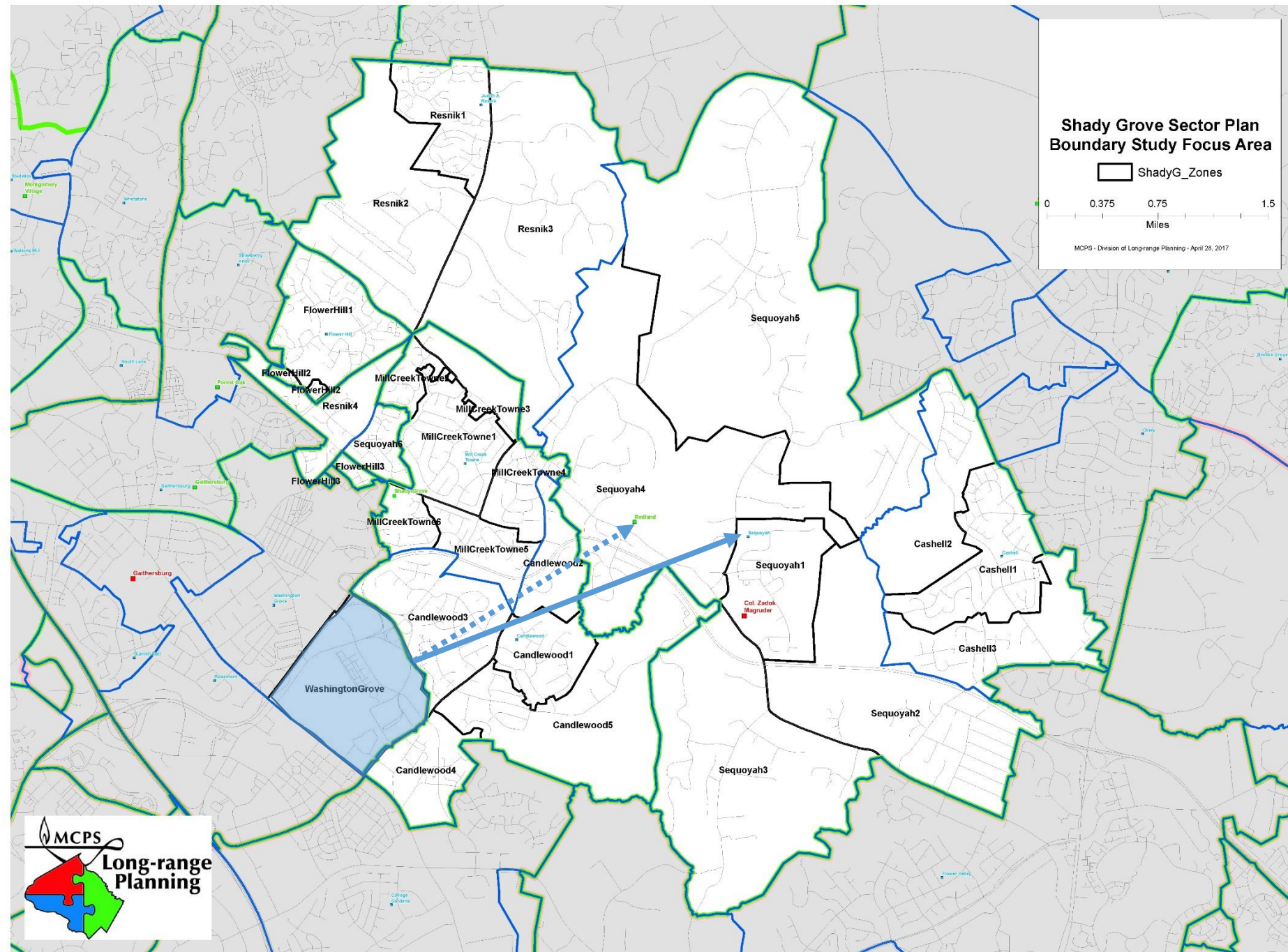
5/1/2017

	Projected Number of Students						2016-2017						
	Boundary Implemented						Race/Ethnic Composition						
	2017-2018	2018-2019	2019-2020	2020-2021	2021-2022	2022-2023	% Amer.	% Asian	% Hispanic	% White	% 2 or More	% FARMS	% ESOL
Mill Creek Towne Elementary													
Maximum Number of Seats= 321													
No Change:													
Number of Students	378	376	375	365	373	373							
Percent of Building Occupied	118%	117%	117%	114%	116%	116%	13.8%	10.0%	46.7%	22.9%	6.6%	49.6%	29.8%
Available Seats	(57)	(55)	(54)	(44)	(52)	(52)							
Receive WashingtonGrove1													
With Change:													
Number of Students	575	318	344	363	399	422							
Percent of Building Occupied	104%	99%	107%	113%	124%	131%	14.3%	9.6%	48.6%	20.9%	6.7%	53.7%	33.5%
Available Seats	(22)	3	(23)	(42)	(78)	(101)							
Judith A. Resnik Elementary													
Maximum Number of Seats= 498													
No Change:													
Number of Students	614	616	593	596	573	581							
Percent of Building Occupied	123%	124%	119%	83%	82%	83%	32.0%	11.1%	41.0%	14.0%	<5%	56.5%	30.4%
Available Seats	(116)	(118)	(95)	121	128	120							
No Change:													
Number of Students	614	616	593	596	573	581							
Percent of Building Occupied	123%	124%	119%	83%	82%	83%	32.0%	11.1%	41.0%	14.0%	<5%	56.5%	30.4%
Available Seats	(116)	(118)	(95)	121	128	120							
Sequoyah Elementary													
Maximum Number of Seats= 490													
No Change:													
Number of Students	406	415	415	441	437	448							
Percent of Building Occupied	83%	85%	85%	90%	89%	91%	14.1%	11.8%	51.5%	22.6%	<5%	58.0%	32.2%
Available Seats	84	75	75	49	53	42							
Receive zones MillCreekTowne4 and MillCreekTowne5 from Mill Creek Townes ES													
With Change:													
Number of Students	406	526	525	549	543	558							
Percent of Building Occupied	83%	107%	107%	112%	111%	114%	14.6%	11.4%	47.4%	25.0%	<5%	51.4%	28.3%
Available Seats	84	(36)	(35)	(59)	(53)	(68)							

Option 3

Send Zone Washington Grove 1 from Washington Grove Elementary, Forest Oak Middle, and Gaithersburg High

To Sequoyah ES, Redland MS, and Col. Zadok Magruder High School



Shady Grove Sector Plan Boundary Study Option 3

5/1/2017

	Projected Number of Students						2016-2017					
	Boundary Implemented						Race/Ethnic Composition					
	2017-2018	2018-2019	2019-2020	2020-2021	2021-2022	2022-2023	% Afr. Amer.	% Asian	% Hispanic	% White	% 2 or More	% FARMS
Magruder High School												
Maximum Number of Seats = 1941												
<u>No Change:</u>												
Number of Students	1,584	1,604	1,707	1,711	1,775	1,872						
<i>Percent of Building Occupied</i>	82%	83%	88%	88%	91%	96%	18.7%	13.3%	38.5%	27.5%	<5%	33.6%
<i>Available Seats</i>	357	337	234	230	166	69						8.6%
Receive zone WashingtonGrove1 from Gaithersburg HS.												
<u>With Change:</u>												
Number of Students	1,584	1,640	1,761	1,783	1,866	1,981						
<i>Percent of Building Occupied</i>	82%	85%	91%	92%	96%	102%	18.7%	13.3%	38.4%	27.5%	<5%	33.9%
<i>Available Seats</i>	357	301	180	158	75	(40)						8.8%
Redland Middle School												
Maximum Number of Seats= 757												
<u>No Change:</u>												
Number of Students	571	623	678	682	704	651						
<i>Percent of Building Occupied</i>	75%	82%	90%	90%	93%	86%	18.0%	15.0%	35.9%	29.1%	<5%	37.2%
<i>Available Seats</i>	186	134	79	75	53	106						10.7%
Receive zone WashingtonGrove1 from Forest Oak MS.												
<u>With Change:</u>												
Number of Students	571	645	712	727	749	707						
<i>Percent of Building Occupied</i>	75%	85%	94%	96%	99%	93%	18.1%	15.0%	35.7%	29.0%	<5%	38.1%
<i>Available Seats</i>	186	112	45	30	8	50						11.3%
Sequoyah Elementary												
Maximum Number of Seats= 490												
<u>No Change:</u>												
Number of Students	406	415	415	441	437	448						
<i>Percent of Building Occupied</i>	83%	85%	85%	90%	89%	91%	14.1%	11.8%	51.5%	22.6%	<5%	58.0%
<i>Available Seats</i>	84	75	75	49	53	42						32.2%
Receive WashingtonGrove1 from Washington Grove ES.												
<u>With Change:</u>												
Number of Students	406	468	494	547	569	607						
<i>Percent of Building Occupied</i>	83%	95%	101%	112%	116%	124%	14.5%	11.9%	50.3%	22.9%	<5%	54.1%
<i>Available Seats</i>	84	22	(4)	(57)	(79)	(117)						32.1%

Next Steps

- Committee report received by June 1, 2017
- Superintendent's recommendation released mid-October 2017
- Work session in early November 2017
- Public hearing mid-November 2017
- Decision on boundaries by end of November 2017
- Boundary changes effective September 2018

Google Form

Once the Options are posted, please refer community members to the **Google Form to provide feedback.**

A link will be posted at:

<http://www.montgomeryschoolsmd.org/departments/planning/shadygrove.aspx>

Committee Schedule

All meetings will be held from 7:00 p.m. to 9:00 p.m. at 45 West Gude in Café 45

*Public Information Meeting	April 19		Present process and timeline
# 1	April 26	Café 45	Committee charge, overview of process, timeline, review of zones to build options, development of criteria to evaluate options
# 2	May 1	Café 45	Staff presents options
# 3	May 15	Café 45	Feedback on options
*Public Information Meeting	May 24	Café 45	Community-wide meeting to present options and get feedback.
#4	May 31	Cafe 45	Optional meeting. Committee members submit evaluations

Thank you for attending!

Committee members, please fill out a feedback form.

Please check our website

<http://www.montgomeryschoolsmd.org/departments/planning/shadygrove.aspx>

for the posting of meeting materials and follow up materials