



Richard Montgomery Elementary School #5 Boundary Advisory Committee

May 3, 2017

Boundary Options

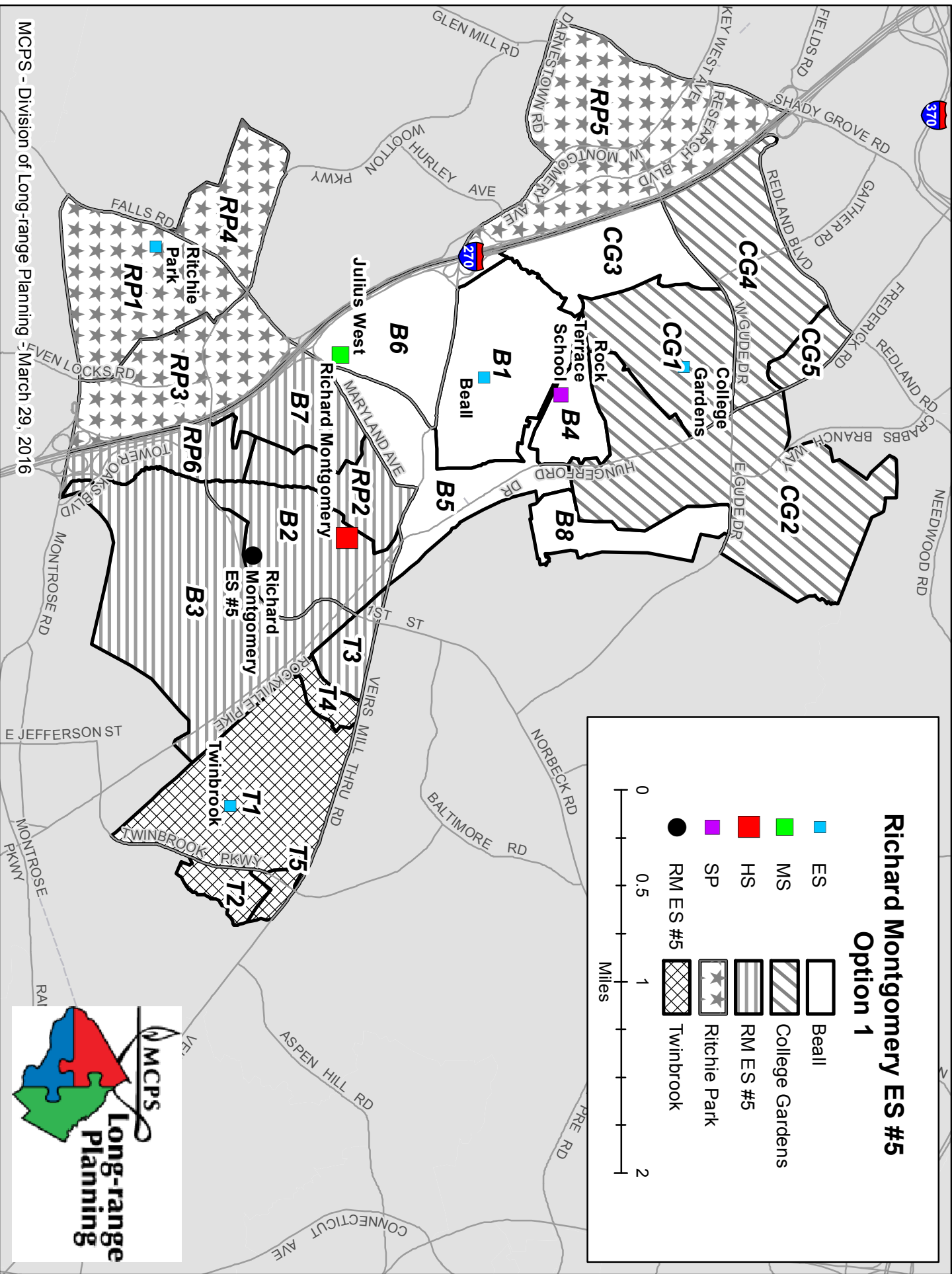
Option # 1	Reassign zones B2, B3, and B7 from Beall Elementary to Richard Montgomery Cluster Elementary #5. Zone CG3 is reassigned from College Gardens Elementary to Beall Elementary. Chinese Immersion is moved from College Gardens Elementary to Richard Montgomery Cluster Elementary #5. Reassign zones RP2 and RP6 from Ritchie Park Elementary to Richard Montgomery Cluster Elementary #5. Reassign zone T3 from Twinbrook Elementary to Richard Montgomery Cluster Elementary # 5.
Option # 2	Reassign zones B2, B3, and B7 from Beall Elementary to Richard Montgomery Cluster Elementary #5. Zone CG3 is reassigned from College Gardens Elementary to Beall Elementary. Chinese Immersion is moved from College Gardens Elementary to Richard Montgomery Cluster Elementary #5. Reassign zones RP2 and RP6 from Ritchie Park Elementary to Richard Montgomery Cluster Elementary #5.
Option # 3	Reassign zones B2, B3, and B7 from Beall Elementary to Richard Montgomery Cluster Elementary #5. Zone CG3 is reassigned from College Gardens Elementary to Beall Elementary. Chinese Immersion is moved from College Gardens Elementary to Twinbrook ES. Reassign zones RP2 and RP6 from Ritchie Park Elementary to Richard Montgomery Cluster Elementary #5. Reassign zone T2 from Twinbrook Elementary to Richard Montgomery Cluster Elementary # 5.
Option # 4	Reassign zones B2, B3, B5, B6 and B7 from Beall Elementary to Richard Montgomery Cluster Elementary #5. Zone CG2 is reassigned from College Gardens Elementary to Beall ES. Chinese Immersion is moved from College Gardens Elementary to Beall ES. Reassign zones RP2 and RP6 from Ritchie Park Elementary to Richard Montgomery Cluster Elementary #5.

Richard Montgomery Cluster ES #5 Option 1

4/25/2017

	Projected Number of Students						2016–2017 Race/Ethnic Composition						
	Boundary Implemented						% Afr. Amer.	% Asian	% Hispanic	% White	% 2 or More	% FARMS	% ESOL
	2017–2018	2018–2019	2019–2020	2020–2021	2021–2022	2022–2023							
Beall Elementary School													
Maximum Number of Seats = 638													
No Change:													
Number of Students	813	849	855	865	872	871	12.1%	24.1%	22.0%	35.4%	6.4%	25.0%	15.4%
Percent of Building Occupied	127%	133%	134%	136%	137%	137%							
Available Seats	(175)	(211)	(217)	(227)	(234)	(233)							
Reassign zones B2, B3, and B7 to Richard Montgomery Cluster ES #5. Zone CG3 received from College Gardens ES.													
With Change:													
Number of Students	813	643	659	660	676	703	13.6%	17.4%	17.9%	42.7%	8.5%	18.2%	12.0%
Percent of Building Occupied	127%	101%	103%	103%	106%	110%							
Available Seats	(175)	(5)	(21)	(22)	(38)	(65)							
College Gardens Elementary School													
Maximum Number of Seats= 693													
No Change:													
Number of Students	879	881	851	848	839	846	17.9%	22.2%	14.4%	38.2%	7.3%	14.5%	14.8%
Percent of Building Occupied	127%	127%	123%	122%	121%	122%							
Available Seats	(186)	(188)	(158)	(155)	(146)	(153)							
Zone CG3 is reassigned to Beall ES. Chinese Immersion is moved to Richard Montgomery Cluster ES #5.													
With Change:													
Number of Students	879	650	649	662	658	653	18.4%	24.0%	14.9%	35.4%	7.3%	16.2%	19.4%
Percent of Building Occupied	127%	94%	94%	96%	95%	94%							
Available Seats	(186)	43	44	31	35	40							
Richard Montgomery Cluster ES #5													
Maximum Number of Seats= 602													
No Change:													
Number of Students		New School Opens											
Percent of Building Occupied		0%	0%	0%	0%	0%							
Available Seats		602	602	602	602	602							
Richard Montgomery Cluster ES #5 attending area is comprised of RP2, RP6, B2, B3, B7, T3, and Chinese Immersion													
With Change:													
Number of Students	0	574	590	594	582	596	10.2%	30.4%	28.7%	26.2%	< 5 %	29.7%	19.8%
Percent of Building Occupied	0%	95%	98%	99%	97%	99%							
Available Seats	0	28	12	8	20	6					*FARM is 37% without CI.		
Ritchie Park Elementary School													
Maximum Number of Seats= 387													
No Change:													
Number of Students	506	514	501	490	503	501	12.6%	22.2%	18.1%	41.1%	5.9%	23.0%	11.3%
Percent of Building Occupied	131%	133%	129%	127%	130%	129%							
Available Seats	(119)	(127)	(114)	(103)	(116)	(114)							
Reassign zones RP2 and RP6 to Richard Montgomery Cluster ES #5.													
With Change:													
Number of Students	506	373	379	375	379	379	10.5%	19.6%	12.3%	50.5%	7.1%	11.9%	6.9%
Percent of Building Occupied	131%	96%	98%	97%	98%	98%							
Available Seats	(119)	14	8	12	8	8							
Twinbrook Elementary School													
Maximum Number of Seats= 553													
No Change:													
Number of Students	575	593	587	599	596	581	10.7%	13.5%	61.0%	11.4%	< 5 %	68.7%	50.1%
Percent of Building Occupied	104%	107%	106%	108%	108%	105%							
Available Seats	(22)	(40)	(34)	(46)	(43)	(28)							
Reassign zone T3 to Richard Montgomery Cluster ES # 5.													
With Change:													
Number of Students	575	513	506	512	514	523	11.2%	13.6%	60.9%	10.3%	< 5 %	60.1%	45.0%
Percent of Building Occupied	104%	93%	92%	93%	93%	95%							
Available Seats	(22)	40	47	41	39	30							

Note: Options reflect updated development information and slightly differ from the Capital Improvement Program projection developed six months prior.

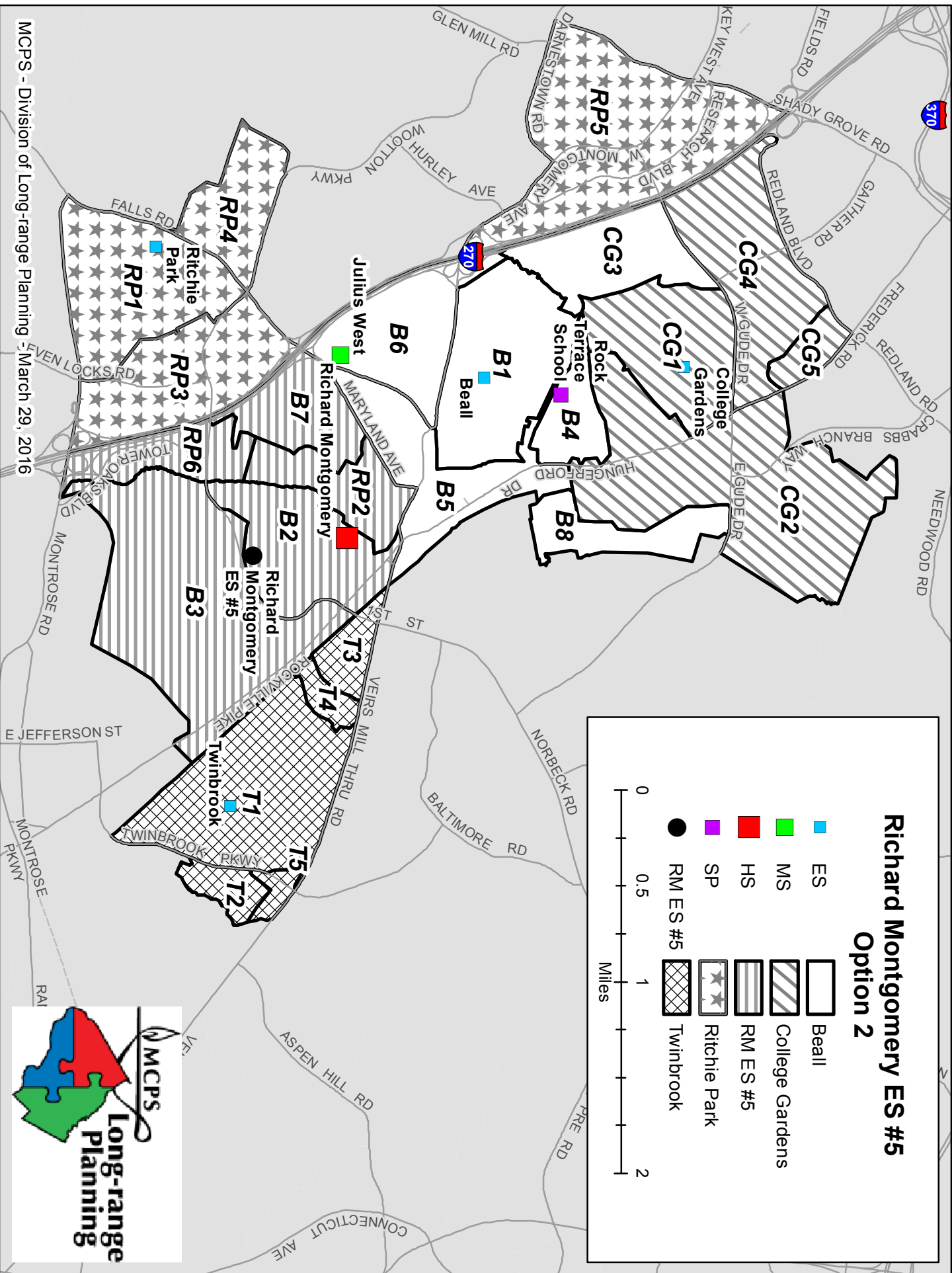


Richard Montgomery Cluster ES #5 Option 2

4/25/2017

	Projected Number of Students						2016-2017 Race/Ethnic Composition						
	Boundary Implemented											FARMS	ESOL
	2017-2018	2018-2019	2019-2020	2020-2021	2021-2022	2022-2023	% Afr. Amer.	% Asian	% Hispanic	% White	% 2 or More		
Beall Elementary School													
Maximum Number of Seats = 638													
<u>No Change:</u>													
Number of Students	813	849	855	865	872	871							
Percent of Building Occupied	127%	133%	134%	136%	137%	137%	12.1%	24.1%	22.0%	35.4%	6.4%	25.0%	15.4%
Available Seats	(175)	(211)	(217)	(227)	(234)	(233)							
Reassign zones B2, B3, and B7 to Richard Montgomery Cluster ES #5. Zone CG3 is received from College Gardens ES.													
<u>With Change:</u>													
Number of Students	813	643	659	660	676	703							
Percent of Building Occupied	127%	101%	103%	103%	106%	110%	13.6%	17.4%	17.9%	42.7%	8.5%	18.2%	12.0%
Available Seats	(175)	(5)	(21)	(22)	(38)	(65)							
College Gardens Elementary School													
Maximum Number of Seats= 693													
<u>No Change:</u>													
Number of Students	879	881	851	848	839	846							
Percent of Building Occupied	127%	127%	123%	122%	121%	122%	17.9%	22.2%	14.4%	38.2%	7.3%	14.5%	14.8%
Available Seats	(186)	(188)	(158)	(155)	(146)	(153)							
Zone CG3 is reassigned to Beall ES. Chinese Immersion is moved to Richard Montgomery Cluster ES #5.													
<u>With Change:</u>													
Number of Students	879	650	649	662	658	653							
Percent of Building Occupied	127%	94%	94%	96%	95%	94%	18.4%	24.0%	14.9%	35.4%	7.3%	16.2%	19.4%
Available Seats	(186)	43	44	31	35	40							
Richard Montgomery Cluster ES #5													
Maximum Number of Seats = 602													
<u>No Change:</u>													
Number of Students													
Percent of Building Occupied													
Available Seats													
Richard Montgomery Cluster ES #5 attending area is comprised of RP2, RP6, B2, B3, B7, and Chinese Immersion.													
<u>With Change:</u>													
Number of Students		530	542	549	536	550							
Percent of Building Occupied		88%	90%	91%	89%	91%	11.9%	33.2%	22.5%	26.8%	5.7%	29.9%	19.6%
Available Seats		72	60	53	66	52					*FARM is 38% without CI.		
Ritchie Park Elementary School													
Maximum Number of Seats= 387													
<u>No Change:</u>													
Number of Students	506	514	501	490	503	501							
Percent of Building Occupied	131%	133%	129%	127%	130%	129%	12.6%	22.2%	18.1%	41.1%	5.9%	23.0%	11.3%
Available Seats	(119)	(127)	(114)	(103)	(116)	(114)							
Reassign zones RP2 and RP6 to Richard Montgomery Cluster ES #5.													
<u>With Change:</u>													
Number of Students	506	373	379	375	379	379							
Percent of Building Occupied	131%	96%	98%	97%	98%	98%	10.5%	19.6%	12.3%	50.5%	7.1%	11.9%	6.9%
Available Seats	(119)	14	8	12	8	8							
Twinbrook Elementary School													
Maximum Number of Seats= 553													
<u>No Change:</u>													
Number of Students	575	593	587	599	596	581							
Percent of Building Occupied	104%	107%	106%	108%	108%	105%	10.7%	13.5%	61.0%	11.4%	< 5%	68.7%	50.1%
Available Seats	(22)	(40)	(34)	(46)	(43)	(28)							
No Boundary Change													
<u>With Change:</u>													
Number of Students	575	593	587	599	596	581							
Percent of Building Occupied	104%	107%	106%	108%	108%	105%	10.7%	13.5%	61.0%	11.4%	< 5%	68.7%	50.1%
Available Seats	(22)	(40)	(34)	(46)	(43)	(28)							

Note: Options reflect updated development information and slightly differ from the Capital Improvement Program projection developed six months prior.

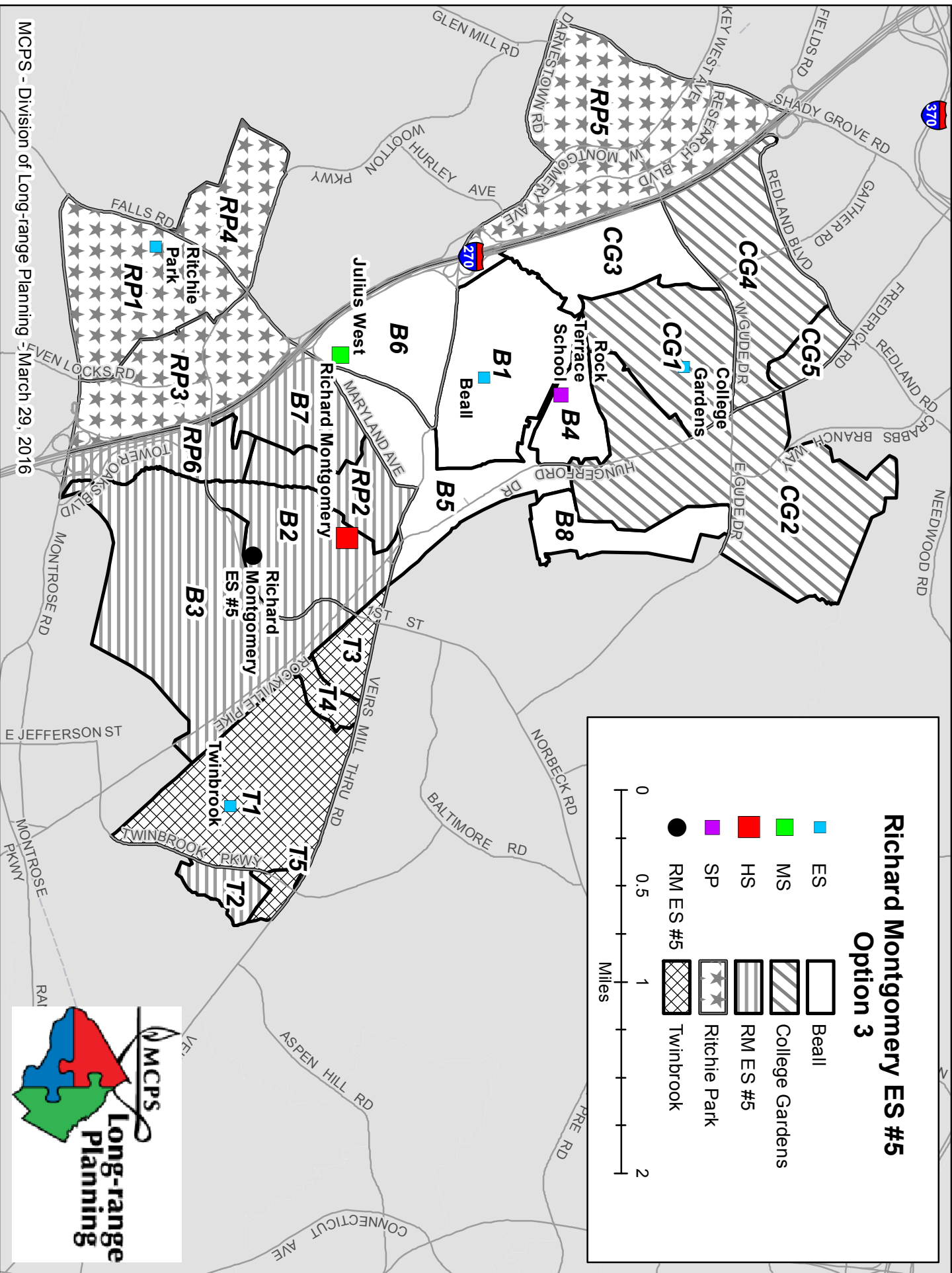


Richard Montgomery Cluster ES #5 Option 3

4/25/2017

	Projected Number of Students						2016-2017 Race/Ethnic Composition						
	Boundary Implemented												
	2017-2018	2018-2019	2019-2020	2020-2021	2021-2022	2022-2023	% Afr. Amer.	% Asian	% Hispanic	% White	% 2 or More	% FARMS	% ESOL
Beall Elementary School													
Maximum Number of Seats = 638													
<u>No Change:</u>													
Number of Students	813	849	855	865	872	871							
Percent of Building Occupied	127%	133%	134%	136%	137%	137%	12.1%	24.1%	22.0%	35.4%	6.4%	25.0%	15.4%
Available Seats	(175)	(211)	(217)	(227)	(234)	(233)							
Reassign zones B2, B3, and B7 to Richard Montgomery Cluster ES #5. Zone CG3 is received from College Gardens ES.													
<u>With Change:</u>													
Number of Students	813	643	659	660	676	703							
Percent of Building Occupied	127%	101%	103%	103%	106%	110%	13.6%	17.4%	17.9%	42.7%	8.5%	18.2%	12.0%
Available Seats	(175)	(5)	(21)	(22)	(38)	(65)							
College Gardens Elementary School													
Maximum Number of Seats= 693													
<u>No Change:</u>													
Number of Students	879	881	851	848	839	846							
Percent of Building Occupied	127%	127%	123%	122%	121%	122%	17.9%	22.2%	14.4%	38.2%	7.3%	14.5%	14.8%
Available Seats	(186)	(188)	(158)	(155)	(146)	(153)							
Zone CG3 is reassigned to Beall ES. Chinese Immersion is moved to Twinbrook Elementary													
<u>With Change:</u>													
Number of Students	879	650	649	662	658	653							
Percent of Building Occupied	127%	94%	94%	96%	95%	94%	18.4%	24.0%	14.9%	35.4%	7.3%	16.2%	19.4%
Available Seats	(186)	43	44	31	35	40							
Richard Montgomery Cluster ES #5													
Maximum Number of Seats = 602													
<u>No Change:</u>													
Number of Students		New School Opens											
Percent of Building Occupied		0%	0%	0%	0%	0%							
Available Seats		602	602	602	602	602							
Richard Montgomery Cluster ES #5 attending area is comprised of RP2, RP6, B2, B3, B7, and T2													
<u>With Change:</u>													
Number of Students		495	506	513	504	515							
Percent of Building Occupied		82%	84%	85%	84%	86%	11.1%	29.0%	34.0%	21.5%	< 5%	43.5%	31.7%
Available Seats		107	96	89	98	87							
Ritchie Park Elementary School													
Maximum Number of Seats= 387													
<u>No Change:</u>													
Number of Students	506	514	501	490	503	501							
Percent of Building Occupied	131%	133%	129%	127%	130%	129%	12.6%	22.2%	18.1%	41.1%	5.9%	23.0%	11.3%
Available Seats	(119)	(127)	(114)	(103)	(116)	(114)							
Reassign zones RP2 and RP6 to Richard Montgomery Cluster ES #5.													
<u>With Change:</u>													
Number of Students	506	373	379	375	379	379							
Percent of Building Occupied	131%	96%	98%	97%	98%	98%	10.5%	19.6%	12.3%	50.5%	7.1%	11.9%	6.9%
Available Seats	(119)	14	8	12	8	8							
Twinbrook Elementary School													
Maximum Number of Seats= 553													
<u>No Change:</u>													
Number of Students	575	593	587	599	596	581							
Percent of Building Occupied	104%	107%	106%	108%	108%	105%	10.7%	13.5%	61.0%	11.4%	< 5%	68.7%	50.1%
Available Seats	(22)	(40)	(34)	(46)	(43)	(28)							
Zone T2 is reassigned to Richard Montgomery Cluster ES #5 and Chinese Immersion is assigned to Twinbrook ES.													
<u>With Change:</u>													
Number of Students	575	592	590	593	592	604							
Percent of Building Occupied	104%	107%	107%	107%	107%	109%	11.7%	18.5%	47.5%	17.3%	5.1%	46.0%	32.3%
Available Seats	(22)	(39)	(37)	(40)	(39)	(51)					*FARM is 57.9% without CI.		

Note: Options reflect updated development information and slightly differ from the Capital Improvement Program projection developed six months prior.



Richard Montgomery Cluster ES #5 Option 4

4/25/2017

							2016–2017						
	Projected Number of Students						Race/Ethnic Composition						
	Boundary Implemented						% Afr.	% Asian	% Hispanic	% White	% 2 or More	% FARMS	% ESOL
	2017–2018	2018–2019	2019–2020	2020–2021	2021–2022	2022–2023	Amer.	Asian	Hispanic	White	2 or More	FARMS	ESOL
Beall Elementary School													
Maximum Number of Seats = 638													
No Change:													
Number of Students	813	849	855	865	872	871							
Percent of Building Occupied	127%	133%	134%	136%	137%	137%	12.1%	24.1%	22.0%	35.4%	6.4%	25.0%	15.4%
Available Seats	(175)	(211)	(217)	(227)	(234)	(233)							
Reassign zones B2, B3, B5, B6, and B7 to Richard Montgomery Cluster ES #5. Zone CG2 is received from College Gardens ES. Chinese Immersion is assigned to Beall ES.													
With Change:													
Number of Students	813	594	593	583	587	601							
Percent of Building Occupied	127%	93%	93%	91%	92%	94%	15.4%	21.8%	17.1%	35.6%	10.0%	24.2%	13.4%
Available Seats	(175)	44	45	55	51	37					*FARM is 29.9% without CI.		
College Gardens Elementary School													
Maximum Number of Seats= 693													
No Change:													
Number of Students	879	881	851	848	839	846							
Percent of Building Occupied	127%	127%	123%	122%	121%	122%	17.9%	22.2%	14.4%	38.2%	7.3%	14.5%	14.8%
Available Seats	(186)	(188)	(158)	(155)	(146)	(153)							
Zone CG2 is reassigned to Beall ES. Chinese Immersion is moved to Beall Elementary.													
With Change:													
Number of Students	879	635	637	648	642	637							
Percent of Building Occupied	127%	92%	92%	94%	93%	92%	18.5%	22.4%	14.5%	37.7%	6.9%	15.1%	18.2%
Available Seats	(186)	58	56	45	51	56							
Richard Montgomery Cluster ES #5													
Maximum Number of Seats = 602													
No Change:		New School Opens											
Number of Students		0	0	0	0	0							
Percent of Building Occupied		0%	0%	0%	0%	0%							
Available Seats		602	602	602	602	602							
Richard Montgomery Cluster ES #5 attending area is comprised of RP2, RP6, B2, B3, B5, B6, B7													
With Change:													
Number of Students		594	620	640	641	668							
Percent of Building Occupied		99%	103%	106%	106%	111%	10.3%	30.3%	23.4%	31.2%	5.0%	27.1%	20.2%
Available Seats		8	(18)	(38)	(39)	(66)							
Ritchie Park Elementary School													
Maximum Number of Seats= 387													
No Change:													
Number of Students	506	514	501	490	503	501							
Percent of Building Occupied	131%	133%	129%	127%	130%	129%	12.6%	22.2%	18.1%	41.1%	5.9%	23.0%	11.3%
Available Seats	(119)	(127)	(114)	(103)	(116)	(114)							
Reassign zones RP2 and RP6 to Richard Montgomery Cluster ES #5.													
With Change:													
Number of Students	506	373	379	375	379	379							
Percent of Building Occupied	131%	96%	98%	97%	98%	98%	10.5%	19.6%	12.3%	50.5%	7.1%	11.9%	6.9%
Available Seats	(119)	14	8	12	8	8							
Twinbrook Elementary School													
Maximum Number of Seats= 553													
No Change:													
Number of Students	575	593	587	599	596	581							
Percent of Building Occupied	104%	107%	106%	108%	108%	105%	10.7%	13.5%	61.0%	11.4%	< 5%	68.7%	50.1%
Available Seats	(22)	(40)	(34)	(46)	(43)	(28)							
No Boundary Change													
With Change:													
Number of Students	575	593	587	599	596	581							
Percent of Building Occupied	104%	107%	106%	108%	108%	105%	10.7%	13.5%	61.0%	11.4%	< 5%	68.7%	50.1%
Available Seats	(22)	(40)	(34)	(46)	(43)	(28)							

Note: Options reflect updated development information and slightly differ from the Capital Improvement Program projection developed six months prior.

