

# DOWNCOUNTY CONSORTIUM

## CONSORTIUM PLANNING ISSUES

The Downcounty Consortium provides a program delivery model for five high schools in the Silver Spring and Wheaton areas. Students living in this area of the county are able to choose which school they wish to attend from five high schools, based on different academy programs offered at each high schools. The Downcounty Consortium choice model is offered at Montgomery Blair, Albert Einstein, John F. Kennedy, Northwood, and Wheaton high schools. Choice patterns are monitored for the impact on projected enrollment and facility utilization.

Elementary and secondary school service area maps are included in Appendix U for the five consortium high schools. The articulation patterns for the schools are shown on pages 4-3 and 4-4. Students that reside in a base area are guaranteed to attend the high school serving that base area, if it is their first choice.

The Middle Schools Magnet Consortium (MSMC) includes three middle schools—Argyle, A. Mario Loiederman, and Parkland middle schools. The programs at these schools are open to all middle school students in the county.

**Planning Issue:** The Downcounty Consortium includes three recent land-use plans that will add a large number of multi-family housing units in the future. The Wheaton CBD and Vicinity Sector Plan, adopted in 2012, provides for up to 7,060 mostly multi-family residential units. The majority of these housing units require the redevelopment of the Westfield Wheaton Mall. The 2013 adopted Glenmont Sector Plan provides for up to 5,800 mostly multi-family residential units. A future elementary school site is included in the Glenmont Sector Plan. This plan requires the redevelopment of existing land uses, including the Glenmont Shopping Center, to achieve build-out density. The 2013 adopted Long Branch Sector Plan provides for approximately 5,000 mostly multi-family residential units. This plan requires the redevelopment of existing land uses and funding for the Purple Line to achieve build-out density. It is anticipated that each of these plans will take 20 to 30 years to build-out, and the pace of construction will be market driven. Other plans that will influence the cluster include the 2017 Greater Lyttonsville Sector Plan and, to a small extent, the 2018 White Flint 2 Sector Plan.

## Elementary Schools

**Planning Issues:** There has been significant enrollment growth in the Downcounty Consortium since 2007. This growth began at the elementary schools where many schools no longer have the space to accommodate the projected enrollment and has now reached the secondary school levels. A comprehensive capacity study to address overutilization at several elementary schools in the lower section of the Downcounty Consortium was conducted during the 2014–2015

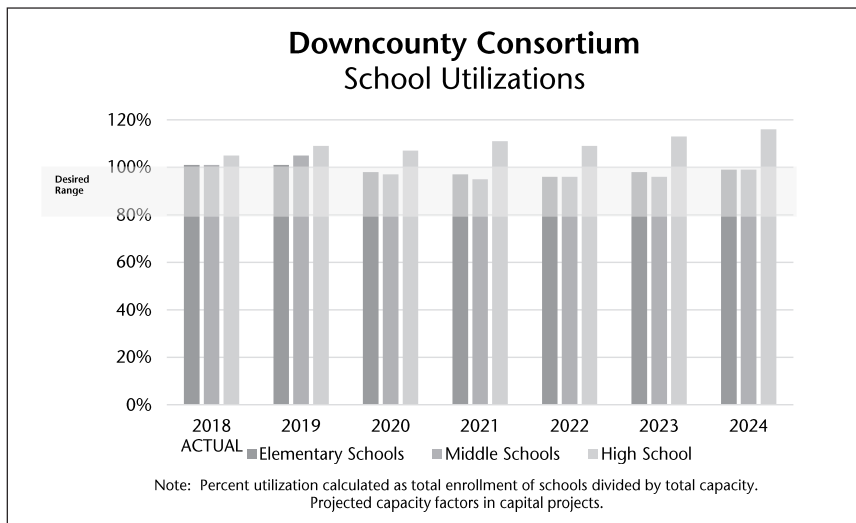
school year. This capacity study included the following schools: East Silver Spring, Forest Knolls, Highland View, Montgomery Knolls, New Hampshire Estates, Oak View, Takoma Park, Pine Crest, Piney Branch, Rolling Terrace, Sligo Creek, and Woodlin elementary schools. As a result of the capacity study, the Board of Education approved several addition projects. The Board of Education also approved a feasibility study to explore the possibility of opening an elementary school in the Downcounty Consortium to address the space deficits at these elementary schools. Based on the outcome of an internal staff review and evaluation for a new elementary school, on August 31, 2017, the Board of Education authorized a site selection committee to evaluate potential elementary school sites in the lower portion of the Downcounty Consortium in fall 2017. Following the work of the site selection committee, the superintendent of schools recommended and the Board of Education approved continuation of the five addition projects included in the CIP and that student enrollment continue to be monitored at the elementary school level in the Downcounty Consortium for consideration of a new school in the future.

## Middle Schools

At the middle school level, facility planning funds were approved for feasibility studies to determine the scope, cost, and feasibility of classroom additions at the following schools: Col. E. Brooke Lee, A. Mario Loiederman, Parkland, Silver Spring International, and Takoma Park middle schools. The outcomes from these studies are described in the schools section below.

## High Schools

At the high school level, enrollment is projected to exceed capacity by the end of the six-year planning period at all five high schools. A comprehensive capacity study was conducted during spring 2017, for the Downcounty Consortium high schools to study the possibility of adding capacity to the Downcounty Consortium through classroom additions at Montgomery Blair, Albert Einstein, John F. Kennedy, and/or Northwood high schools. As part of the revitalization/expansion project at Wheaton High School, the building shell of the



## DOWNCOUNTY CONSORTIUM

master-planned addition was constructed as part of the project. Constructing the building shell during ongoing construction enabled classrooms to be built-out to address the enrollment growth at Wheaton High School.

To address the urgent space needs in the Downcounty Consortium high schools, an FY 2019 appropriation was approved to begin planning to provide the instructional support spaces needed for 2,700 students at Northwood High School. With respect to Northwood High School, an analysis was completed that evaluated a) the possibility of doing a phased construction of Northwood High School, with students on site and b) an approach where a newly constructed and reopened Woodward High School be used as a holding school, starting in September 2023, for Northwood High School for two years. The evaluation compared the costs for each option, impact to students, impact on the building design, and the timeline of the project. Based on this analysis, the Board of Education approved that Woodward High School be used as a holding school, starting in September 2023 for Northwood

High School, for two years. Northwood High School will return to its facility in September 2025 and Woodward High School will open in September 2025. In order for this project to be completed on this schedule, county and state funding must be provided at the levels approved in this CIP.

### Montgomery Blair High School

**Capital Project:** See text under Consortium Planning Issues.

### Albert Einstein High School

**Capital Project:** See text under Consortium Planning Issues.

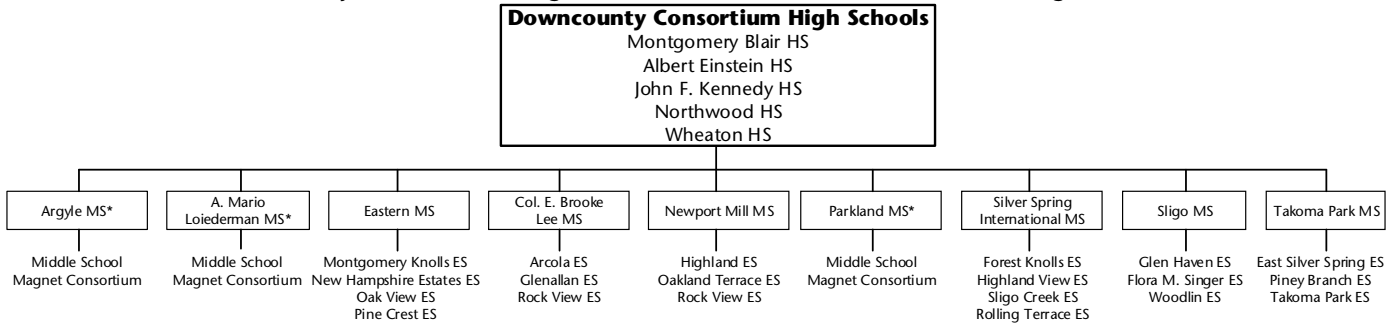
### John F. Kennedy High School

**Capital Project:** See text under Consortium Planning Issues.

**Capital Project:** To provide capacity in the Downcounty Consortium, an addition was approved for John F. Kennedy High School. An FY 2020 appropriation is approved to construction this addition project. The approved completion date

## Downcounty Consortium Articulation\*

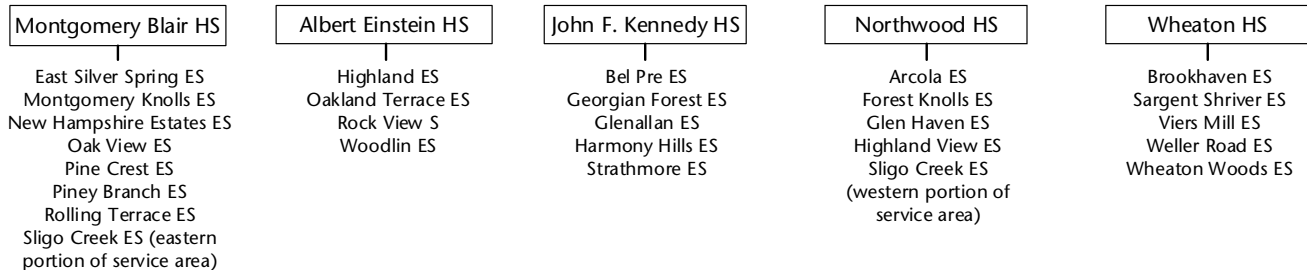
Elementary schools articulating to middle schools within the consortium of high schools



\* Students living in the following elementary school service area are given the choice of one of the Middle School Magnet Consortium (MSMC): Bel Pre, Brookhaven, Georgian Forest, Harmony Hills, Sargent Shriver, Strathmore, Viers Mill, Weller Road, and Wheaton Woods elementary schools.

## Downcounty Consortium Articulation

### High School Base Areas



\* "Consortium" is defined as the collection of high schools in an area of the county where students are able to choose which school they wish to attend based on different academy programs offered at each high school. Students are guaranteed their base area high school listed above.

is September 2022. In order for this project to be completed on this schedule, county and state funding must be provided at the levels approved in this CIP.

### **Northwood High School**

**Capital Project:** See text under Consortium Planning Issues.

### **Wheaton High School**

**Capital Project:** See text under Consortium Planning Issues.

### **Woodward High School**

**Capital Project:** To address the urgent space needs at Walter Johnson High School and the Downcounty Consortium high schools, an FY 2019 appropriation was approved for planning funds to reopen Woodward High School with a completion date of September 2025. In order for this project to be completed on this schedule, county and state funding must be provided at the levels approved in this CIP.

### **Argyle Middle School**

**Planning Issue:** Projections indicate that enrollment will exceed capacity by 150 seats or more by the end of the six-year planning period. Given that a new forecast methodology has been implemented this year, enrollment will be monitored to determine the need for a classroom addition in a future CIP.

### **Eastern Middle School**

**Capital Project:** A revitalization/expansion project was previously programmed for this school. A new program has been developed to identify large-scale renovations of facilities. Please see Supplement B at the following link for more information: [http://gis.mcpsmd.org/cipmasterpdfs/Supplement\\_B\\_Amended\\_FY2019-2024.pdf](http://gis.mcpsmd.org/cipmasterpdfs/Supplement_B_Amended_FY2019-2024.pdf)

**Planning Study:** MCPS staff conducted a boundary study in spring 2019, for Forest Knolls, Montgomery Knolls, and Pine Crest elementary schools to relieve the overutilization at Forest Knolls Elementary School. The boundary study also included Eastern and Silver Spring International middle schools to review the middle school articulations patterns for these schools. The superintendent of schools will release his recommendation in October 2019 with Board of Education action scheduled for November 26, 2019. Information regarding this boundary study is available at the following link: <https://www.montgomeryschoolsmd.org/departments/planning/DownCountyESBoundaryStudy.aspx>

### **Col. E. Brooke Lee Middle School**

**Capital Project:** Projections indicate enrollment at Col. E. Brooke Lee Middle School will exceed capacity by 150 seats or more by the end of the six-year period. Therefore, expenditures are approved to address the overutilization at this school, as well as to address the building systems to accommodate a 1,000-student capacity. An FY 2020 appropriation for construction funds is approved for this project with a scheduled completion of September 2021. Relocatable classrooms will

be utilized until additional capacity can be added. In order for this project to be completed on this schedule, county and state funding must be provided at the levels approved in this CIP.

### **A. Mario Loiederman Middle School**

**Capital Project:** Previous projections indicated enrollment at A. Mario Loiederman Middle School would exceed capacity by 150 seats or more by the end of the six-year planning period, therefore, an FY 2014 appropriation was approved for facility planning to determine the feasibility, scope, and cost for a classroom addition. The current space deficit, however, does not meet the minimum threshold of 150 seats or more for consideration of an addition project. Therefore, enrollment will continue to be monitored and relocatable classrooms will be utilized.

**Capital Project:** An FY 2020 appropriation is approved for construction as part of the Building Modifications and Program Improvements Program to provide a Performing Arts Program to support the Creative and Performing Arts Magnet program. The scheduled completion date for the project is the 2020–2021 school year. In order for this project to be completed on this schedule, county and state funding must be provided at the levels approved in this CIP.

### **Parkland Middle School**

**Capital Project:** Projections indicate that enrollment at Parkland Middle School will exceed capacity by 150 seats or more by the end of the six-year planning period. As part of the FY 2019–2024 CIP, the Board of Education requested an addition project for completion in September 2021 that was delayed by the County Council to September 2022. As part of the Amended FY 2019–2024 CIP, the County Council delayed the project another year to September 2023. FY 2021 expenditures are approved for planning to begin the architectural design for this project. Relocatable classrooms will be utilized until additional capacity can be added. In order for this project to be completed on this schedule, county and state funding must be provided at the levels approved in this CIP.

### **Silver Spring International Middle School Sligo Creek Elementary School**

**Capital Project:** Projections indicate that enrollment at Silver Spring International Middle School is increasing and will exceed capacity throughout the six-year planning period. In addition to the enrollment growth, the gymnasiums and locker rooms are located in a separate building, down a steep hill, which affects the accessibility and administration of the physical education program at the school. In addition, the construction of the Purple Line will affect the school site and outdoor programmatic spaces that will need to be addressed. Sligo Creek Elementary School and Silver Spring International Middle School are collocated in the same facility. Prior to the design of the addition project, Sligo Creek Elementary School was utilizing classroom space in the middle school facility. To improve circulation in the middle school and access to the

elementary school, the project includes an addition to Sligo Creek Elementary School. An FY 2020 appropriation for construction funds is approved for this project. The approved completion date is September 2022. In order for this project to be completed on this schedule, county and state funding must be provided at the levels approved in this CIP.

**Planning Study:** MCPS staff conducted a boundary study in spring 2019, for Forest Knolls, Montgomery Knolls, and Pine Crest elementary schools to relieve the overutilization at Forest Knolls Elementary School. The boundary study also included Eastern and Silver Spring International middle schools to review the middle school articulations patterns for these schools. The superintendent of schools will release his recommendation in October 2019 with Board of Education action scheduled for November 26, 2019. Information regarding this boundary study is available at the following link: <https://www.montgomeryschoolsmd.org/departments/planning/DownCountyESBoundaryStudy.aspx>

### Takoma Park Middle School

**Capital Project:** An addition project is approved for this school with a completion date of September 2020 for phase 1 of the project and September 2021 for phase 2. An FY 2019 appropriation was approved to construct the addition project. Relocatable classrooms will be utilized until additional capacity can be added. In order for this project to be completed on this schedule, county and state funding must be provided at the levels approved in this CIP.

### East Silver Spring Elementary School

**Planning Issues:** As a result of the capacity study described earlier, the Board of Education approved an addition project at East Silver Spring Elementary School to relieve overutilization at Rolling Terrace Elementary School with a completion date of September 2022. However, this fall the Spanish Immersion program that was located at Rolling Terrace Elementary School was relocated to William T. Page Elementary School beginning with Grades K–1. Over the course of the six-year planning period, the enrollment at Rolling Terrace Elementary School will decline to a point where enrollment will no longer exceed the capacity. Therefore, the addition at East Silver Spring Elementary School is no longer needed and has been removed from the approved CIP.

### Forest Knolls Elementary School

**Capital Project:** As a result of the capacity study described earlier, the Board of Education approved addition projects at Montgomery Knolls and Pine Crest elementary schools to relieve overutilization at Forest Knolls Elementary School with a completion date of September 2020. An FY 2019 appropriation was approved to construct the additions at the two school schools. In order for these projects to be completed on this schedule, county and state funding must be provided at the levels approved in this CIP.

**Planning Study:** MCPS staff conducted a boundary study in spring 2019, for Forest Knolls, Montgomery Knolls, and Pine Crest elementary schools to relieve the overutilization at Forest Knolls Elementary School. The boundary study also included Eastern and Silver Spring International middle schools to review the middle school articulations patterns for these schools. The superintendent of schools will release his recommendation in October 2019 with Board of Education action scheduled for November 26, 2019. Information regarding this boundary study is available at the following link: <https://www.montgomeryschoolsmd.org/departments/planning/DownCountyESBoundaryStudy.aspx>

### Highland View Elementary School

**Capital Project:** Projections indicate that enrollment at Highland View Elementary School will exceed capacity throughout the six-year planning period. A feasibility study for a classroom addition was conducted in FY 2010. An FY 2020 appropriation is approved for planning funds only to begin the architectural review for the classroom addition. A completion date will be determined in a future CIP.

### Montgomery Knolls Elementary School

**Capital Project:** As a result of the capacity study described earlier, the Board of Education approved addition projects at Montgomery Knolls and Pine Crest elementary schools to relieve overutilization at Forest Knolls Elementary School with a completion date of September 2020. An FY 2019 appropriation was approved to construct the additions at the two school schools. In order for these projects to be completed on this schedule, county and state funding must be provided at the levels approved in this CIP.

**Planning Study:** MCPS staff conducted a boundary study in spring 2019, for Forest Knolls, Montgomery Knolls, and Pine Crest elementary schools to relieve the overutilization at Forest Knolls Elementary School. The boundary study also included Eastern and Silver Spring International middle schools to review the middle school articulations patterns for these schools. The superintendent of schools will release his recommendation in October 2019 with Board of Education action scheduled for November 26, 2019. Information regarding this boundary study is available at the following link: <https://www.montgomeryschoolsmd.org/departments/planning/DownCountyESBoundaryStudy.aspx>

### Oak View Elementary School

**Planning Study:** Projections indicate that enrollment will exceed capacity by more than 92 seats by the end of the six-year planning period. An FY 2020 appropriation is approved for facility planning to conduct a feasibility study for a possible addition to this school and identify a scope and cost for the project. A date for the addition will be considered in a future CIP. Relocatable classrooms will be utilized until additional capacity can be constructed.

### Pine Crest Elementary School

**Capital Project:** As a result of the capacity study described earlier, the Board of Education approved addition projects at Montgomery Knolls and Pine Crest elementary schools to relieve overutilization at Forest Knolls Elementary School with a completion date of September 2020. An FY 2019 appropriation was approved to construct the additions at the two school schools. In order for these projects to be completed on this schedule, county and state funding must be provided at the levels approved in this CIP.

**Planning Study:** MCPS staff conducted a boundary study in spring 2019, for Forest Knolls, Montgomery Knolls, and Pine Crest elementary schools to relieve the overutilization at Forest Knolls Elementary School. The boundary study also included Eastern and Silver Spring International middle schools to review the middle school articulations patterns for these schools. The superintendent of schools will release his recommendation in October 2019 with Board of Education action scheduled for November 26, 2019. Information regarding this boundary study is available at the following link: <https://www.montgomeryschoolsmd.org/departments/planning/DownCountyESBoundaryStudy.aspx>

### Piney Branch Elementary School

**Capital Project:** Piney Branch Elementary School is located on the smallest site in the county at 1.9 acres and there is little to no room for relocatable classrooms to accommodate overutilization at the school. To address the current and projected overutilization at the school, an addition project was approved at Piney Branch Elementary School with a completion date of September 2021. An FY 2017 appropriation for facility planning was approved to conduct a feasibility study to determine the feasibility, scope and cost of the project. An FY 2020 appropriation is approved to construct this project with a completion date is September 2021. In order for this project to be completed on this schedule, county and state funding must be provided at the levels approved in this CIP.

### Rolling Terrace Elementary School

**Planning Issues:** As a result of the capacity study described earlier, the Board of Education approved an addition project at East Silver Spring Elementary School to relieve overutilization at Rolling Terrace Elementary School with a completion date of September 2022. However, this fall the Spanish Immersion program that was located at Rolling Terrace Elementary School was relocated to William T. Page Elementary School beginning with Grades K-1. Over the course of the six-year planning period, the enrollment at Rolling Terrace Elementary School will decline to a point where enrollment will no longer exceed the capacity. Therefore, the addition at East Silver Spring Elementary School is no longer needed and has been removed from the approved CIP.

### Sargent Shriver Elementary School

**Planning Issues:** Projections indicate that enrollment will exceed capacity by 92 seats or more by the end of the six-year planning period. Given that a new forecast methodology has been implemented this year, enrollment will be monitored to determine if a capacity solution is needed in a future CIP.

### Sligo Creek Elementary School

**Capital Project:** As part of the Silver Spring International Middle School addition project, an addition is included for Sligo Creek Elementary School to improve access to the school and add capacity. An FY 2020 appropriation is approved to construct the project. The schedule completion date for the project is September 2022.

### Woodlin Elementary School

**Capital Project:** As a result of the capacity study described earlier, the Board of Education approved an addition project at Woodlin Elementary School. Furthermore, building systems need to be addressed in the facility. Therefore, as part of the approved addition project, facility upgrades will be designed to address the building systems. An FY 2019 appropriation was approved to begin the architectural design and planning for this project with a scheduled completion date of September 2022. In order for this project to be completed on this schedule, county and state funding must be provided at the levels approved in this CIP.



## **CAPITAL PROJECTS**

<b>School</b>	<b>Project</b>	<b>Project Status*</b>	<b>Date of Completion</b>
John F. Kennedy HS	Classroom addition	Approved	Sept. 2022
Northwood HS	Classroom addition and Facility upgrades	Approved	Sept. 2025
Wheaton HS	Revitalization/ expansion	Approved	Jan. 2016 Sept. 2019, site
	Addition	Approved	Sept. 2018
Woodward HS	Reopening	Approved	Sept. 2025
Col. E. Brooke Lee MS	Classroom addition and Facility upgrades	Approved	Sept. 2021
Parkland MS	Classroom addition	Delayed	Sept. 2023
Silver Spring International MS/ Sligo Creek ES	Classroom additions	Approved	Sept. 2022
Takoma Park MS	Classroom addition	Approved	Sept. 2020/ Sept. 2021
Highland View ES	Classroom additions	Proposed	TBD
Montgomery Knolls ES	Classroom addition	Approved	Sept. 2020
Oak View ES	Classroom addition	Proposed	TBD
Pine Crest ES	Classroom addition	Approved	Sept. 2020
Piney Branch ES	Classroom addition	Approved	Sept. 2021
Woodlin ES	Classroom addition and Facility Upgrades	Approved	Sept. 2022

\*“Approved”— Project has an FY 2019 or FY 2020 appropriation for planning or construction funds approved in the Amended FY 2019–2024 CIP.

“Programmed”—Project has expenditures programmed in a future year of the CIP for planning and/or construction funds.

“Proposed”—Project has facility planning funds approved for a feasibility study.

# DOWNCOUNTY CONSORTIUM

## Projected Enrollment and Space Availability

Effects of the Adopted Amendments to the FY2019–2024 CIP and Non-CIP Actions on Space Availability

Schools		Actual 18–19	Projections							
			19–20	20–21	21–22	22–23	23–24	24–25	2028	2033
Montgomery Blair HS	Program Capacity	2912	2912	2912	2912	2912	2912	2912	2912	2912
	Enrollment	3196	3244	3262	3342	3406	3522	3619	3643	3820
	Available Space	(284)	(332)	(350)	(430)	(494)	(610)	(707)	(731)	(908)
	Comments									
Albert Einstein HS	Program Capacity	1629	1629	1629	1629	1629	1629	1629	1629	1629
	Enrollment	1746	1780	1893	1912	1963	2063	2119	2092	2200
	Available Space	(117)	(151)	(264)	(283)	(334)	(434)	(490)	(463)	(571)
	Comments									
John F. Kennedy HS	Program Capacity	1794	1794	1794	1794	2221	2221	2221	2221	2221
	Enrollment	1781	1846	1844	1901	1952	2013	2062	2022	2120
	Available Space	13	(52)	(50)	(107)	269	208	159	199	101
	Comments	Planning for Addition				Addition Complete				
Northwood HS	Program Capacity	1508	1508	1508	1508	1508	1508	1508	1508	1508
	Enrollment	1732	1852	1787	1866	1945	2019	2092	2140	2280
	Available Space	(224)	(344)	(279)	(358)	(437)	(511)	(584)	(632)	(772)
	Comments		Planning for Addition							
Wheaton HS	Program Capacity	2234	2234	2234	2234	2234	2234	2234	2234	2234
	Enrollment	2077	2229	2017	2129	2211	2258	2318	2512	2600
	Available Space	157	5	217	105	23	(24)	(84)	(278)	(366)
	Comments		Site Work Complete							
Argyle MS	Program Capacity	897	897	897	897	897	897	897	897	897
	Enrollment	1008	1019	996	1006	999	1025	1054	1083	1130
	Available Space	(111)	(122)	(99)	(109)	(102)	(128)	(157)	(186)	(233)
	Comments									
Eastern MS	Program Capacity	1012	1012	1012	1012	1012	1012	1012	1012	1012
	Enrollment	970	1007	936	965	973	967	960	1078	1090
	Available Space	42	5	76	47	39	45	52	(66)	(78)
	Comments	Boundary study								
Col. E. Brooke Lee MS	Program Capacity	727	727	727	1000	1000	1000	1000	1000	1000
	Enrollment	760	818	792	825	837	869	885	993	1040
	Available Space	(33)	(91)	(65)	175	163	131	115	7	(40)
	Comments	Planning for Addition			Addition/Facility Upgrade Complete					
A. Mario Loiederman MS	Program Capacity	871	871	978	978	978	978	978	978	978
	Enrollment	986	1028	974	980	1007	1039	1071	1100	1160
	Available Space	(115)	(157)	4	(2)	(29)	(61)	(93)	(122)	(182)
	Comments			Performing Arts Project Complete						
Newport Mill MS	Program Capacity	837	837	837	837	837	837	837	837	837
	Enrollment	675	713	673	674	664	658	669	642	650
	Available Space	162	124	164	163	173	179	168	195	168
	Comments									
Parkland MS	Program Capacity	948	948	948	948	948	1203	1203	1203	1203
	Enrollment	1058	1099	1077	1093	1107	1139	1168	1208	1270
	Available Space	(110)	(151)	(129)	(145)	(159)	64	35	(5)	(67)
	Comments			Planning for Addition			Addition Complete			
Silver Spring International MS	Program Capacity	1107	1107	1107	1107	1298	1298	1298	1298	1298
	Enrollment	1125	1153	1134	1147	1185	1207	1252	1425	1490
	Available Space	(18)	(46)	(27)	(40)	113	91	46	(127)	(192)
	Comments	Boundary study See text				Addition Complete				
Sligo MS	Program Capacity	920	920	920	920	920	920	920	920	920
	Enrollment	657	691	699	709	801	912	965	913	1000
	Available Space	263	229	221	211	119	8	(45)	7	(80)
	Comments									
Takoma Park MS	Program Capacity	939	939	1238	1306	1306	1306	1306	1306	1306
	Enrollment	1107	1136	1162	1199	1251	1267	1289	1365	1400
	Available Space	(168)	(197)	144	107	55	39	17	(59)	(94)
	Comments			Addition Complete Phase 1	Addition Complete Phase 2					

## DOWNCOUNTY CONSORTIUM

Schools			Actual 18-19	Projections					2028	2033
				19-20	20-21	21-22	22-23	23-24		
Arcola ES	CSR	Program Capacity	651	651	651	651	651	651	651	
		Enrollment	732	723	676	678	681	691	691	
		Available Space	(81)	(72)	(25)	(27)	(27)	(30)	(40)	
		Comments								
Bel Pre ES Grades (pre-K-2) Paired With Strathmore ES	CSR	Program Capacity	640	640	640	640	640	640	640	
		Enrollment	586	607	609	577	577	604	609	
		Available Space	54	33	31	63	63	36	31	
		Comments								
Brookhaven ES	CSR	Program Capacity	475	475	475	475	475	475	475	
		Enrollment	456	459	469	476	481	480	477	
		Available Space	19	16	6	(1)	(6)	(5)	(2)	
		Comments								
East Silver Spring ES	CSR	Program Capacity	560	560	560	560	560	560	560	
		Enrollment	511	506	511	510	510	517	527	
		Available Space	49	54	49	50	50	43	33	
		Comments	See text							
Forest Knolls ES	CSR	Program Capacity	529	529	529	529	529	529	529	
		Enrollment	721	731	736	720	733	756	775	
		Available Space	(192)	(202)	(207)	(191)	(204)	(227)	(246)	
		Comments	See text							
Georgian Forest ES	CSR	Program Capacity	649	649	649	649	649	649	649	
		Enrollment	655	657	659	671	675	672	684	
		Available Space	(6)	(8)	(10)	(22)	(26)	(23)	(35)	
		Comments								
Glen Haven ES	CSR	Program Capacity	561	561	561	561	561	561	561	
		Enrollment	482	503	487	488	493	497	494	
		Available Space	79	58	74	73	68	64	67	
		Comments								
Glenallan ES	CSR	Program Capacity	762	762	762	762	762	762	762	
		Enrollment	746	749	737	755	757	799	838	
		Available Space	16	13	25	7	5	(37)	(76)	
		Comments								
Harmony Hills ES	CSR	Program Capacity	709	709	709	709	709	709	709	
		Enrollment	716	716	720	709	721	718	727	
		Available Space	(7)	(7)	(11)	0	(12)	(9)	(18)	
		Comments								
Highland ES	CSR	Program Capacity	540	540	540	540	540	540	540	
		Enrollment	548	559	571	574	569	574	581	
		Available Space	(8)	(19)	(31)	(34)	(29)	(34)	(41)	
		Comments								
Highland View ES	CSR	Program Capacity	288	288	288	288	288	288	288	
		Enrollment	440	449	385	377	383	389	402	
		Available Space	(152)	(161)	(97)	(89)	(95)	(101)	(114)	
		Comments		Planning for Addition						
Kemp Mill ES	CSR	Program Capacity	458	458	458	458	458	458	458	
		Enrollment	491	496	492	495	508	517	533	
		Available Space	(33)	(38)	(34)	(37)	(50)	(59)	(75)	
		Comments								
Montgomery Knolls ES Grades (K-2) Paired With Pine Crest ES	CSR	Program Capacity	537	537	681	681	681	681	681	
		Enrollment	489	503	469	472	473	469	468	
		Available Space	48	34	212	209	208	212	213	
		Comments	See Text		Addition Complete					
New Hampshire Estates ES Grades (pre-K-2) Paired With Oak View ES	CSR	Program Capacity	475	475	475	475	475	475	475	
		Enrollment	442	456	464	455	450	444	443	
		Available Space	33	19	11	20	25	31	32	
		Comments								
Oak View ES Grades (3-5) Paired With New Hampshire ES	CSR	Program Capacity	335	335	335	335	335	335	335	
		Enrollment	430	427	437	467	479	492	489	
		Available Space	(95)	(92)	(102)	(132)	(144)	(157)	(154)	
		Comments		Facility Planning for Addition						



# DOWNCOUNTY CONSORTIUM

Schools			Actual	Projections						2028	2033
			18-19	19-20	20-21	21-22	22-23	23-24	24-25		
Oakland Terrace ES	CSR	Program Capacity	526	526	526	526	526	526	526		
		Enrollment	490	505	461	460	453	448	458		
		Available Space	36	21	65	66	73	78	68		
		Comments									
Pine Crest ES Grades (3-5) Paired With Montgomery Knolls ES	CSR	Program Capacity	404	404	634	634	634	634	634		
		Enrollment	435	431	458	465	473	481	493		
		Available Space	(31)	(27)	176	169	161	153	141		
		Comments	See text		Addition Complete						
Piney Branch ES Grades (3-5) Paired With Takoma Park ES	CSR	Program Capacity	611	611	611	726	726	726	726		
		Enrollment	677	661	700	734	744	752	756		
		Available Space	(66)	(50)	(89)	(8)	(18)	(26)	(30)		
		Comments	Planning for Addition			Addition Complete					
Rock View ES	CSR	Program Capacity	674	674	674	674	674	674	674		
		Enrollment	608	613	561	573	574	571	583		
		Available Space	66	61	113	101	100	103	91		
		Comments									
Rolling Terrace ES	CSR	Program Capacity	709	709	709	709	709	709	709		
		Enrollment	798	775	708	669	645	658	658		
		Available Space	(89)	(66)	1	40	64	51	51		
		Comments	See text								
Sargent Shriver ES	CSR	Program Capacity	673	673	673	673	673	673	673		
		Enrollment	775	761	819	834	844	849	840		
		Available Space	(102)	(88)	(146)	(161)	(171)	(176)	(167)		
		Comments									
Flora M. Singer ES	CSR	Program Capacity	680	680	680	680	680	680	680		
		Enrollment	669	670	684	660	667	707	735		
		Available Space	11	10	(4)	20	13	(27)	(55)		
		Comments									
Sligo Creek ES	CSR	Program Capacity	664	664	664	664	710	710	710		
		Enrollment	670	683	649	650	663	682	698		
		Available Space	(6)	(19)	15	14	47	28	12		
		Comments					Addition Complete				
Strathmore ES Grades (3-5) Paired With Bel Pre ES	CSR	Program Capacity	439	439	439	439	439	439	439		
		Enrollment	448	453	410	394	408	423	432		
		Available Space	(9)	(14)	29	45	31	16	7		
		Comments									
Takoma Park ES Grades (pre-K-2) Paired With Piney Branch ES	CSR	Program Capacity	629	629	629	629	629	629	629		
		Enrollment	641	640	585	563	583	605	634		
		Available Space	(12)	(11)	44	66	46	24	(5)		
		Comments									
Viers Mill ES	CSR	Program Capacity	743	743	743	743	743	743	743		
		Enrollment	604	599	608	599	596	609	629		
		Available Space	139	144	135	144	147	134	114		
		Comments									
Weller Road ES	CSR	Program Capacity	772	772	772	772	772	772	772		
		Enrollment	714	709	702	696	705	732	743		
		Available Space	58	63	70	76	67	40	29		
		Comments									
Wheaton Woods ES	CSR	Program Capacity	741	741	741	741	741	741	741		
		Enrollment	522	500	545	547	545	545	546		
		Available Space	219	241	196	194	196	196	195		
		Comments									
Woodlin ES	CSR	Program Capacity	489	489	489	489	659	659	659		
		Enrollment	577	579	577	571	561	569	584		
		Available Space	(88)	(90)	(88)	(82)	98	90	75		
		Comments	Planning for Addition/ Facility Upgrade				Addition/Facility Upgrade Complete				
Cluster Information		HS Utilization	105%	109%	107%	111%	109%	113%	116%	118%	116%
		HS Enrollment	10532	10951	10803	11150	11477	11875	12210	12409	12210
		MS Utilization	101%	105%	97%	95%	96%	96%	99%	104%	99%
		MS Enrollment	8346	8664	8443	8598	8824	9083	9313	9807	9313
		ES Enrollment	17073	17120	16889	16839	16948	17240	17527	17090	16920

## DOWNCOUNTY CONSORTIUM

### Demographic Characteristics of Schools

Schools	2018–2019						2018–2019		2017–2018
	Total Enrollment	Two or more races %	Black or Afr. Amer. %	Asian%	Hispanic %	White %	FARMS%*	ESOL%**	Mobility Rate%***
Montgomery Blair HS	3196	4.3%	23.7%	14.4%	33.8%	23.7%	33.3%	17.0%	9.5%
Albert Einstein HS	1746	3.4%	17.8%	8.4%	48.3%	22.1%	36.3%	17.1%	12.8%
John F. Kennedy HS	1781	1.6%	26.3%	7.2%	59.6%	5.0%	50.5%	25.0%	15.8%
Northwood HS	1732	2.5%	25.4%	5.3%	53.1%	13.6%	49.7%	22.3%	19.8%
Wheaton HS	2077	2.4%	22.3%	12.1%	53.9%	9.3%	46.9%	20.9%	10.6%
Argyle MS	1008	1.6%	26.7%	8.1%	54.5%	8.9%	59.3%	15.9%	10.6%
Eastern MS	970	3.6%	19.8%	9.3%	46.7%	20.3%	49.8%	17.7%	11.3%
Col. E. Brooke Lee MS	760	1.8%	25.7%	7.8%	60.3%	4.2%	62.4%	19.9%	15.9%
A. Mario Loiederman MS	986	2.9%	18.3%	5.0%	60.5%	12.9%	56.4%	19.5%	13.7%
Newport Mill MS	675	5.5%	15.3%	8.3%	52.6%	17.5%	46.8%	20.0%	11.2%
Parkland MS	1058	2.6%	21.0%	14.9%	51.2%	9.9%	53.4%	12.5%	8.3%
Silver Spring International MS	1125	4.4%	21.2%	5.4%	41.5%	26.9%	38.3%	14.4%	10.8%
Sligo MS	657	4.0%	19.6%	8.5%	40.0%	27.5%	38.7%	11.4%	13.2%
Takoma Park MS	1107	5.4%	33.6%	16.6%	15.4%	28.8%	25.7%	7.4%	7.4%
Arcola ES	732	1.1%	19.0%	7.4%	68.6%	3.3%	75.1%	47.1%	20.6%
Bel Pre ES	586	2.4%	34.3%	4.8%	51.7%	6.5%	68.6%	46.2%	14.3%
Brookhaven ES	456	2.4%	32.5%	7.7%	48.7%	8.3%	64.9%	41.9%	12.2%
East Silver Spring ES	511	4.1%	57.7%	2.3%	20.2%	15.3%	51.3%	27.6%	13.1%
Forest Knolls ES	721	7.4%	14.8%	5.4%	38.7%	33.4%	30.1%	19.0%	9.4%
Georgian Forest ES	655	2.4%	23.2%	3.8%	61.4%	9.0%	77.1%	44.7%	30.2%
Glen Haven ES	482	4.6%	23.0%	7.5%	47.7%	17.2%	53.3%	35.7%	20.3%
Glenallan ES	746	2.5%	32.0%	11.3%	44.1%	9.7%	53.2%	26.5%	19.2%
Harmony Hills ES	716	0%	14.1%	5.7%	76.1%	3.1%	79.1%	55.7%	19.2%
Highland ES	548	2.6%	9.9%	6.4%	73.4%	6.9%	77.6%	51.6%	14.4%
Highland View ES	440	3.2%	30.2%	2.3%	31.4%	32.7%	45.9%	33.2%	13.3%
Kemp Mill ES	491	0%	15.1%	1.4%	77.6%	4.7%	85.7%	51.7%	22.4%
Montgomery Knolls ES	489	5.9%	26.6%	3.5%	46.6%	17.2%	59.3%	42.1%	11.0%
New Hampshire Estates ES	442	0%	17.0%	3.4%	75.3%	3.2%	88.0%	66.5%	16.8%
Oak View ES	430	1.9%	15.1%	3.7%	65.3%	14.0%	71.9%	37.9%	14.9%
Oakland Terrace ES	490	10.6%	13.7%	5.5%	33.5%	36.5%	29.4%	12.4%	8.6%
Pine Crest ES	435	3.7%	24.4%	5.7%	41.4%	24.8%	47.4%	31.7%	9.8%
Piney Branch ES	677	6.9%	33.8%	2.8%	16.8%	39.4%	27.2%	19.2%	5.5%
Rock View ES	608	4.9%	15.6%	11.2%	44.4%	23.2%	43.9%	28.9%	13.1%
Rolling Terrace ES	798	1.5%	16.5%	2.9%	71.2%	7.9%	75.7%	57.6%	11.4%
Sargent Shriver ES	775	2.2%	10.1%	6.2%	78.3%	2.6%	80.0%	51.9%	17.4%
Flora M. Singer ES	669	6.4%	12.1%	7.0%	38.6%	35.6%	39.5%	30.8%	9.4%
Sligo Creek ES	670	8.4%	23.1%	4.9%	12.2%	51.2%	9.6%	9.9%	9.4%
Strathmore ES	448	3.8%	38.4%	5.4%	45.1%	7.1%	60.9%	35.7%	20.0%
Takoma Park ES	641	7.0%	30.4%	3.9%	17.0%	41.5%	28.1%	21.5%	11.9%
Viers Mill ES	604	3.5%	11.9%	9.1%	61.4%	13.9%	58.4%	41.7%	14.8%
Weller Road ES	714	2.4%	7.1%	6.6%	79.8%	3.8%	78.3%	55.6%	12.6%
Wheaton Woods ES	522	1.3%	28.4%	6.7%	59.2%	4.0%	81.8%	49.0%	12.4%
Woodlin ES	577	9.2%	24.8%	7.3%	20.8%	37.4%	20.5%	15.4%	13.4%
<b>Elementary Cluster Total</b>	<b>17073</b>	<b>4.0%</b>	<b>22.0%</b>	<b>5.7%</b>	<b>50.4%</b>	<b>17.7%</b>	<b>57.1%</b>	<b>37.6%</b>	<b>14.5%</b>
<b>Elementary County Total</b>	<b>76195</b>	<b>5.4%</b>	<b>21.5%</b>	<b>14.0%</b>	<b>32.7%</b>	<b>26.0%</b>	<b>38.3%</b>	<b>25.6%</b>	<b>13.1%</b>

\*Percent of students approved for Free and Reduced-priced Meals Program (FARMS) during the 2018–2019 school year.

\*\*Percent of English for Speakers of Other Languages (ESOL) during the 2018–2019 school year. High School students are served in regional ESOL centers.

\*\*\*Mobility Rate is the number of entries plus withdrawals during the 2017–2018 school year compared to total enrollment.

Notes: Native Hawaiian/Pacific Islander and American Indian/Alaskan Native categories total less than 1% and were therefore excluded from the table.

Due to federal and state guidelines, demographic characteristics of schools of less than or equal to 5 students per category are reported as 0%.



## DOWNCOUNTY CONSORTIUM

### Facility Characteristics of Schools 2018–2019

Schools	Year Facility Opened	Year Reopened/ Revitalized	Total Square Footage	Site Size Acres	Adjacent Park	Relocatable Classrooms	County Programs
Montgomery Blair HS	1998		386,567	30.2	Yes	6	
Albert Einstein HS	1962	1997	276,462	26.67	Yes	5	
John F. Kennedy HS	1964	1999	280,048	29.1			
Northwood HS	1956	2004	254,054	29.6		8	SBWC
Wheaton HS	1954	2016	373,825	28.2			
Argyle MS	1971	1993	120,205	19.9		3	
Eastern MS	1951	1976	152,030	14.5			LTL
Col. E. Brooke Lee MS	1966		123,199	16.5	Yes		
A. Mario Loiederma MS	1956	2005	131,746	17.08		2	LTL
Newport Mill MS	1958	2002	108,240	8.4	Yes		
Parkland MS	1963	2007	151,169	9.2	Yes	2	LTL
Silver Spring International MS	1934	1999	152,731	10.64	Yes		LTL
Sligo MS	1959	1991	149,527	21.7	Yes		
Takoma Park MS	1939	1999	137,348	18.8	Yes	4	
Arcola ES	1956	2007	95,421	5	Yes	6	LTL
Bel Pre ES	1968	2014	95,330	8.9	Yes		
Brookhaven ES	1961	1995	81,320	8.57			
East Silver Spring ES	1929	1975	88,895	8.4			
Forest Knolls ES	1960	1993	89,564	7.8		5	
Georgian Forest ES	1961	1995	88,111	11	Yes		LTL
Glen Haven ES	1950	2004	85,845	10	Yes		
Glenallan ES	1966	2013	98,700	12.1			
Harmony Hills ES	1957	1999	85,648	10.2	Yes	5	SBHC
Highland ES	1950	1989	87,491	11	Yes		SBHC
Highland View ES	1953	1994	59,213	6.6		6	
Kemp Mill ES	1960	1996	68,222	10		3	LTL
Montgomery Knolls ES	1952	1989	97,213	10.3			LTL
New Hampshire Estates ES	1954	1988	73,306	5.4			SBHC
Oak View ES	1949	1985	57,560	11.3		1	LTL
Oakland Terrace ES	1950	1993	79,145	9.5	Yes	2	
Pine Crest ES	1941	1992	53,778	5.6	Yes	5	LTL
Piney Branch ES	1973		99,706	1.97	Yes		
Rock View ES	1955	1999	91,977	7.4			
Rolling Terrace ES	1950	1989	92,241	4.3		10	SBHC
Sargent Shriver ES	1954	2006	91,628	9.17		9	LTL
Flora M. Singer ES	2012		95,831	12.67	Yes	3	
Sligo Creek ES	1934	1999	98,799	15.6	Yes		
Strathmore ES	1970		59,497	10.8	Yes		
Takoma Park ES	1979		85,553	4.7			
Viers Mill ES	1950	1991	120,572	10.52			SBHC
Weller Road ES	1953	2013	121,346	11.1			SBHC
Wheaton Woods ES	1952	2017	120,154	8			LTL
Woodlin ES	1944	1974	60,725	11		7	