

DOWNCOUNTY CONSORTIUM

CONSORTIUM PLANNING ISSUES

The Downcounty Consortium provides a program delivery model for five high schools in the Silver Spring and Wheaton areas. Students living in this area of the county are able to choose which school they wish to attend from five high schools, based on different academy programs offered at each high school. The Downcounty Consortium choice model is offered at Montgomery Blair, Albert Einstein, John F. Kennedy, Northwood, and Wheaton high schools. Choice patterns are monitored for the impact on projected enrollment and facility utilization.

Elementary and secondary school service area maps are included in Appendix U for the five consortium high schools. The articulation patterns for the schools are shown on pages 4-3 and 4-4. Students that reside in a base area are guaranteed to attend the high school serving that base area, if it is their first choice.

The Middle Schools Magnet Consortium (MSMC) includes three middle schools—Argyle, A. Mario Loiederman, and Parkland middle schools. The programs at these schools are open to all middle school students in the county.

Planning Issue: The Downcounty Consortium includes three recent land-use plans that will add a large number of multi-family housing units in the future. The Wheaton CBD and Vicinity Sector Plan, adopted in 2012, provides for up to 7,060 mostly multi-family residential units. The majority of these housing units require the redevelopment of the Westfield Wheaton Mall. The 2013 adopted Glenmont Sector Plan provides for up to 5,800 mostly multi-family residential units. A future elementary school site is included in the Glenmont Sector Plan. This plan requires the redevelopment of existing land uses, including the Glenmont Shopping Center, to achieve build-out density. The 2013 adopted Long Branch Sector Plan provides for approximately 5,000 mostly multi-family residential units. This plan requires the redevelopment of existing land uses and funding for the Purple Line to achieve build-out density. It is anticipated that each of these plans will take 20 to 30 years to build-out, and the pace of construction will be market driven. Other plans that will influence the cluster include the 2017 Greater Lyttonsville Sector Plan and, to a small extent, the 2018 White Flint 2 Sector Plan.

Elementary Schools

Planning Issues: There has been significant enrollment growth in the Downcounty Consortium since 2007. This growth began at the elementary schools where many schools no longer have the space to accommodate the projected enrollment and has now reached the secondary school levels. A comprehensive capacity study to address overutilization at several elementary schools in the lower section of the Downcounty Consortium was conducted during the 2014–2015 school year.

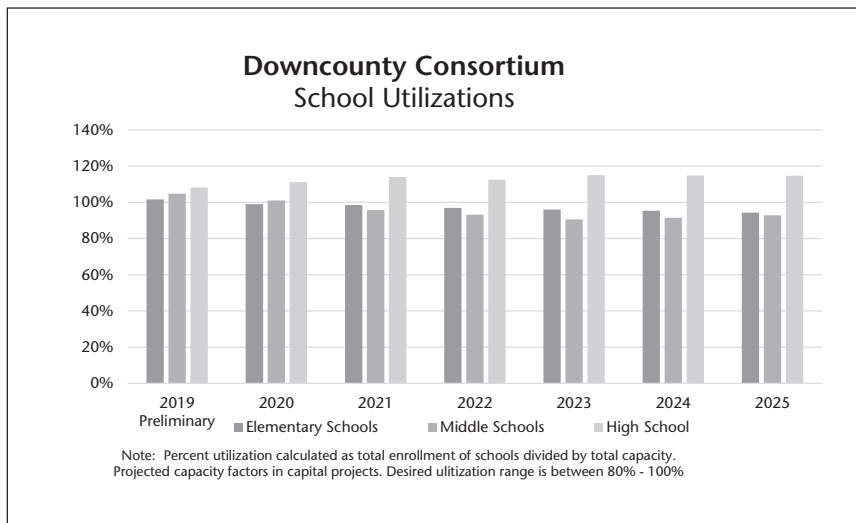
This capacity study included the following schools: East Silver Spring, Forest Knolls, Highland View, Montgomery Knolls, New Hampshire Estates, Oak View, Takoma Park, Pine Crest, Piney Branch, Rolling Terrace, Sligo Creek, and Woodlin elementary schools. As a result of the capacity study, the Board of Education approved several addition projects. The Board of Education also approved a feasibility study to explore the possibility of opening an elementary school in the Downcounty Consortium to address the space deficits at these elementary schools. Based on the outcome of an internal staff review and evaluation for a new elementary school, on August 31, 2017, the Board of Education authorized a site selection committee to evaluate potential elementary school sites in the lower portion of the Downcounty Consortium in fall 2017. Following the work of the site selection committee, the superintendent of schools recommended and the Board of Education approved continuation of the five addition projects included in the CIP and that student enrollment continue to be monitored at the elementary school level in the Downcounty Consortium for consideration of a new school in the future.

Middle Schools

At the middle school level, facility planning funds were approved for feasibility studies to determine the scope, cost, and feasibility of classroom additions at the following schools: Col. E. Brooke Lee, A. Mario Loiederman, Parkland, Silver Spring International, and Takoma Park middle schools. The outcomes from these studies are described in the schools section below.

High Schools

At the high school level, enrollment is projected to exceed capacity by the end of the six-year planning period at all five high schools. A comprehensive capacity study was conducted during spring 2017, for the Downcounty Consortium high schools to study the possibility of adding capacity to the Downcounty Consortium through classroom additions at Montgomery Blair, Albert Einstein, John F. Kennedy, and/or Northwood high schools. As part of the revitalization/expansion project at Wheaton High School, the building shell of the



DOWNCOUNTY CONSORTIUM

master-planned addition was constructed as part of the project. Constructing the building shell during ongoing construction enabled classrooms to be built-out to address the enrollment growth at Wheaton High School.

To address the urgent space needs in the Downcounty Consortium high schools, an FY 2019 appropriation was approved to begin planning to provide the instructional support spaces needed for 2,700 students at Northwood High School. With respect to Northwood High School, an analysis was completed that evaluated a) the possibility of doing a phased construction of Northwood High School, with students on site and b) an approach where a newly constructed and reopened Woodward High School be used as a holding school, starting in September 2023, for Northwood High School for two years. The evaluation compared the costs for each option, impact to students, impact on the building design, and the timeline of the project. Based on this analysis, the Board of Education approved that Woodward High School be used as a holding school, starting in September 2023 for Northwood High School, for two years. Northwood High School will

return to its facility in September 2025 and Woodward High School will open in September 2025.

Montgomery Blair High School

Capital Project: See text under Consortium Planning Issues.

Albert Einstein High School

Capital Project: See text under Consortium Planning Issues.

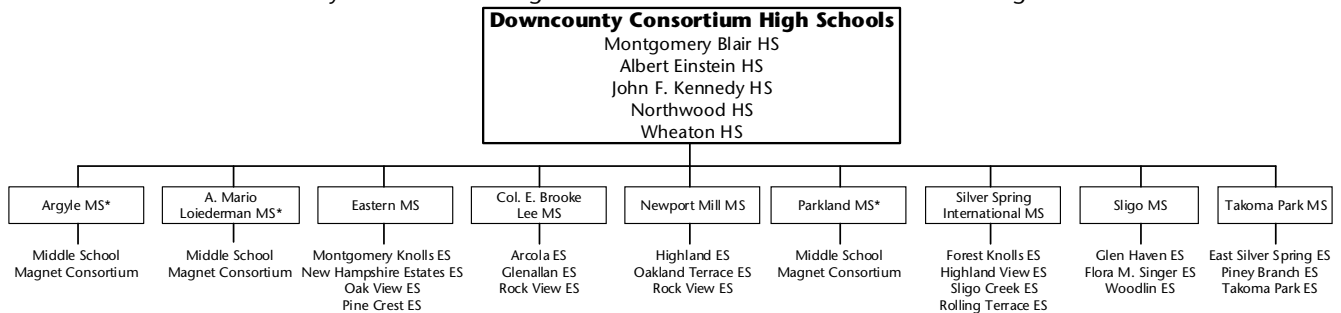
John F. Kennedy High School

Capital Project: See text under Consortium Planning Issues.

Capital Project: To provide capacity in the Downcounty Consortium, an addition was approved for John F. Kennedy High School. An FY 2020 appropriation was approved to construct this addition project. The approved completion date is September 2022. In order for this project to be completed on this schedule, county and state funding must be provided at the levels recommended in this CIP.

Downcounty Consortium Articulation*

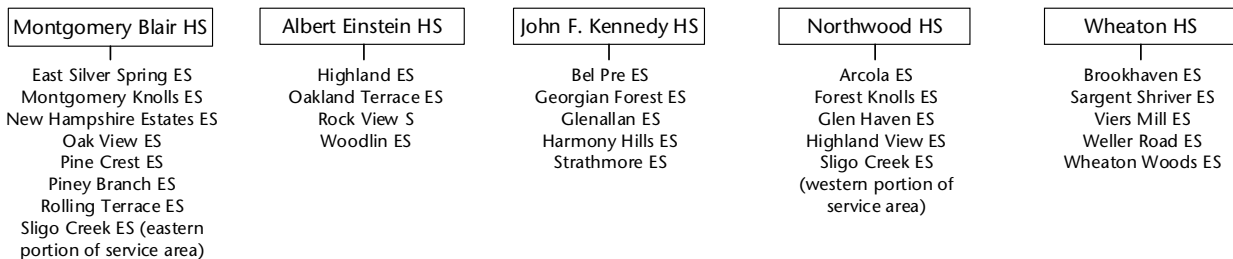
Elementary schools articulating to middle schools within the consortium of high schools



* Students living in the following elementary school service area are given the choice of one of the Middle School Magnet Consortium (MSMC): Bel Pre, Brookhaven, Georgian Forest, Harmony Hills, Sargent Shriver, Strathmore, Viers Mill, Weller Road, and Wheaton Woods elementary schools.

Downcounty Consortium Articulation

High School Base Areas



* "Consortium" is defined as the collection of high schools in an area of the county where students are able to choose which school they wish to attend based on different academy programs offered at each high school. Students are guaranteed their base area high school listed above.

Northwood High School

Capital Project: See text under Consortium Planning Issues.

Capital Project: To address the urgent space needs in the Downcounty Consortium high schools, an FY 2019 appropriation was approved for planning for additional capacity and the instructional support spaces needed for 2,700 students at Northwood High School. This project is scheduled to be completed September 2025. In order for this project to be completed on this schedule, county and state funding must be provided at the levels recommended in this CIP.

Wheaton High School

Capital Project: See text under Consortium Planning Issues.

Woodward High School

Capital Project: To address the urgent space needs at Walter Johnson High School and the Downcounty Consortium high schools, an FY 2019 appropriation was approved for planning funds to reopen Woodward High School with a completion date of September 2025. In order for this project to be completed on this schedule, county and state funding must be provided at the levels recommended in this CIP.

Argyle Middle School

Planning Issue: Projections indicate that enrollment will exceed capacity by 150 seats or more by the end of the six-year planning period. An FY 2021 appropriation is recommended for facility planning to conduct a feasibility study for a possible addition. The purpose of the study is to determine the scope and cost for the project. Relocatable classrooms will be utilized until additional capacity can be added.

Eastern Middle School

Capital Project: A revitalization/expansion project was previously programmed for this school. A new program has been developed to identify large-scale renovations of facilities. While nine schools were identified as the first group of schools in the Major Capital Projects project, Eastern Middle School is now identified as a school in the next round. The recommended CIP does not include any expenditures for this project, however, future expenditures will be considered as part of the next full CIP cycle. Additional information regarding the major capital projects can be found in Supplement C—FY2021–2026 Major Capital Projects Update at the following link: www.montgomeryschoolsmd.org/departments/planning/cipmaster.aspx

Planning Study: A boundary study was conducted in spring 2019, for Forest Knolls, Montgomery Knolls, and Pine Crest elementary schools to relieve the overutilization at Forest Knolls Elementary School. The boundary study also included Eastern and Silver Spring International middle schools to review the middle school articulations patterns for these schools. The superintendent of schools released his recommendation in October 2019, as part of the FY 2021 Capital Budget

and the FY 2021–2026 Capital Improvements Program, with Board of Education action scheduled for November 26, 2019. Information regarding the boundary study recommendation is available at the following link: www.montgomeryschoolsmd.org/departments/planning/DownCountyESBoundaryStudy.aspx

Col. E. Brooke Lee Middle School

Capital Project: Projections indicate enrollment at Col. E. Brooke Lee Middle School will exceed capacity by 150 seats or more by the end of the six-year period. Therefore, expenditures were approved to address the overutilization at this school, as well as to address the building systems to accommodate a 1,000-student capacity. An FY 2020 appropriation for construction funds was approved for this project. The scope of this project was expanded to include a complete replacement of the current facility, and therefore, two years of construction is required. This replacement facility is scheduled for completion in September 2022. An FY 2021 appropriation is recommended for construction funding. Relocatable classrooms will be utilized until additional capacity can be added. In order for this project to be completed on this schedule, county and state funding must be provided at the levels recommended in this CIP.

A. Mario Loiederman Middle School

Capital Project: An FY 2020 appropriation was approved for construction as part of the Building Modifications and Program Improvements Program to provide a Performing Arts Program to support the Creative and Performing Arts Magnet program. The scheduled completion date for the project is the 2020–2021 school year. In order for this project to be completed on this schedule, county and state funding must be provided at the levels recommended in this CIP.

Parkland Middle School

Capital Project: Projections indicate that enrollment at Parkland Middle School will exceed capacity by 150 seats or more by the end of the six-year planning period. As part of the FY 2019–2024 CIP, the Board of Education requested an addition project for completion in September 2021 that was delayed by the County Council to September 2022. As part of the Amended FY 2019–2024 CIP, the County Council delayed the project another year to September 2023. An FY 2021 appropriation is recommended for planning to begin the architectural design for this project. Relocatable classrooms will be utilized until additional capacity can be added. In order for this project to be completed on this schedule, county and state funding must be provided at the levels recommended in this CIP.

**Silver Spring International Middle School
Sligo Creek Elementary School**

Capital Project: Projections indicate that enrollment at Silver Spring International Middle School is increasing and will exceed capacity throughout the six-year planning period.

In addition to the enrollment growth, the gymnasiums and locker rooms are located in a separate building, down a steep hill, which affects the accessibility and administration of the physical education program at the school. In addition, the construction of the Purple Line will affect the school site and outdoor programmatic spaces that will need to be addressed. Sligo Creek Elementary School and Silver Spring International Middle School are collocated in the same facility. Prior to the design of the addition project, Sligo Creek Elementary School was utilizing classroom space in the middle school facility. To improve circulation in the middle school and access to the elementary school, the project included an addition to Sligo Creek Elementary School. An FY 2020 appropriation for construction funds was approved for this project. The scheduled completion date is September 2022.

Complexities of this addition project include consideration of relocating the elementary school students off-site; construction of the Purple Line that led to new site discoveries that will have significant fiscal implications; as well as, escalating construction costs, that will lead to an increase cost of the addition project. As a result, a one-year delay for this project is recommended to reevaluate the scope and engage with the school community on all possible options for this project. Based on the one-year delay, the completion date is September 2023. In order for this project to be completed on this schedule, county and state funding must be provided at the levels recommended in this CIP.

Planning Study: A boundary study was conducted in spring 2019, for Forest Knolls, Montgomery Knolls, and Pine Crest elementary schools to relieve the overutilization at Forest Knolls Elementary School. The boundary study also included Eastern and Silver Spring International middle schools to review the middle school articulations patterns for these schools. The superintendent of schools released his recommendation in October 2019, as part of the FY 2021 Capital Budget and the FY 2021–2026 Capital Improvements Program, with Board of Education action scheduled for November 26, 2019. Information regarding the boundary study recommendation is available at the following link: www.montgomeryschoolsmd.org/departments/planning/DownCountyESBoundaryStudy.aspx

Takoma Park Middle School

Capital Project: An addition project was approved for this school with a completion date of September 2020 for phase 1 of the project and September 2021 for phase 2. An FY 2019 appropriation was approved to construct the addition project. Relocatable classrooms will be utilized until additional capacity can be added. In order for this project to be completed on this schedule, county and state funding must be provided at the levels recommended in this CIP.

Forest Knolls Elementary School

Capital Project: As a result of the capacity study described earlier, the Board of Education approved addition projects at Montgomery Knolls and Pine Crest elementary schools to

relieve overutilization at Forest Knolls Elementary School with a completion date of September 2020. An FY 2019 appropriation was approved to construct the additions at the two school schools. In order for these projects to be completed on this schedule, county and state funding must be provided at the levels recommended in this CIP.

Planning Study: A boundary study was conducted in spring 2019, for Forest Knolls, Montgomery Knolls, and Pine Crest elementary schools to relieve the overutilization at Forest Knolls Elementary School. The boundary study also included Eastern and Silver Spring International middle schools to review the middle school articulations patterns for these schools. The superintendent of schools released his recommendation in October 2019, as part of the FY 2021 Capital Budget and the FY 2021–2026 Capital Improvements Program, with Board of Education action scheduled for November 26, 2019. Information regarding the boundary study recommendation is available at the following link: www.montgomeryschoolsmd.org/departments/planning/DownCountyESBoundaryStudy.aspx

Highland View Elementary School

Capital Project: Projections indicate that enrollment at Highland View Elementary School will exceed capacity throughout the six-year planning period. A feasibility study for a classroom addition was conducted in FY 2010. An FY 2020 appropriation was approved for planning funds only to begin the architectural review for the classroom addition. Once the planning is complete, consideration for construction funding will be determined in a future CIP.

Montgomery Knolls Elementary School

Capital Project: As a result of the capacity study described earlier, the Board of Education approved addition projects at Montgomery Knolls and Pine Crest elementary schools to relieve overutilization at Forest Knolls Elementary School with a completion date of September 2020. An FY 2019 appropriation was approved to construct the additions at the two school schools. In order for these projects to be completed on this schedule, county and state funding must be provided at the levels recommended in this CIP.

Planning Study: A boundary study was conducted in spring 2019, for Forest Knolls, Montgomery Knolls, and Pine Crest elementary schools to relieve the overutilization at Forest Knolls Elementary School. The boundary study also included Eastern and Silver Spring International middle schools to review the middle school articulations patterns for these schools. The superintendent of schools released his recommendation in October 2019, as part of the FY 2021 Capital Budget and the FY 2021–2026 Capital Improvements Program, with Board of Education action scheduled for November 26, 2019. Information regarding the boundary study recommendation is available at the following link: www.montgomeryschoolsmd.org/departments/planning/DownCountyESBoundaryStudy.aspx

Oak View Elementary School

Planning Study: Previous projections indicated that enrollment will exceed capacity by more than 92 seats by the end of the six-year planning period. An FY 2020 appropriation was approved for facility planning to conduct a feasibility study for a possible addition to this school and identify a scope and cost for the project. However, the current space deficit is slightly below the minimum threshold of 92 seats or more for consideration of an addition project. Therefore, enrollment will continue to be monitored for consideration of a future CIP project, with relocatable classrooms utilized in the interim.

Pine Crest Elementary School

Capital Project: As a result of the capacity study described earlier, the Board of Education approved addition projects at Montgomery Knolls and Pine Crest elementary schools to relieve overutilization at Forest Knolls Elementary School with a completion date of September 2020. An FY 2019 appropriation was approved to construct the additions at the two school schools. In order for these projects to be completed on this schedule, county and state funding must be provided at the levels recommended in this CIP.

Planning Study: A boundary study was conducted in spring 2019, for Forest Knolls, Montgomery Knolls, and Pine Crest elementary schools to relieve the overutilization at Forest Knolls Elementary School. The boundary study also included Eastern and Silver Spring International middle schools to review the middle school articulations patterns for these schools. The superintendent of schools released his recommendation in October 2019, as part of the FY 2021 Capital Budget and the FY 2021–2026 Capital Improvements Program, with Board of Education action scheduled for November 26, 2019. Information regarding the boundary study recommendation is available at the following link: www.montgomeryschoolsmd.org/departments/planning/DownCountyESBoundaryStudy.aspx

Piney Branch Elementary School

Capital Project: Piney Branch Elementary School is located on the smallest site in the county at 1.9 acres and there is little to no room for relocatable classrooms to accommodate overutilization at the school. To address the current and projected overutilization at the school, an addition project was approved at Piney Branch Elementary School. An FY 2017 appropriation for facility planning was approved to conduct a feasibility study to determine the feasibility, scope and cost of the project. An FY 2020 appropriation was approved to construct this project with a completion date is September 2021. Due to the complexity of the Piney Branch Elementary School addition project, including the need for a comprehensive facility upgrade to address the aging infrastructure, the recommend FY 2021–2026 CIP removes the expenditures for the Piney Branch Elementary School addition from the six-year CIP. Instead, the school is identified in the next set of schools in the Major Capital Projects project. Additional

information regarding the major capital projects can be found in Supplement C—FY2021–2026 Major Capital Projects Update at the following link: www.montgomeryschoolsmd.org/departments/planning/cipmaster.aspx. In order for this project to be completed on this schedule, county and state funding must be provided at the levels recommended in this CIP.

Sargent Shriver Elementary School

Planning Issues: Previous projections indicated that enrollment would exceed capacity by 92 seats or more by the end of the six-year planning period. However, the current space deficit is slightly below the minimum threshold of 92 seats or more for consideration of an addition project. Therefore, enrollment will continue to be monitored for consideration of a future CIP project, with relocatable classrooms utilized in the interim.

Sligo Creek Elementary School

Capital Project: As part of the Silver Spring International Middle School addition project, an addition is included for Sligo Creek Elementary School to improve access to the school and add capacity. An FY 2020 appropriation was approved to construct the project. The scheduled completion date for the project is September 2022. Complexities of this addition project include consideration of relocating the elementary school students off-site; construction of the Purple Line that led to new site discoveries that will have significant fiscal implications; and well as, escalating construction costs, that will lead to an increase cost of the addition project. As a result, a one-year delay for this project is recommended to reevaluate the scope and engage with the school community on all possible options for this project. Based on the one-year delay, the completion date is September 2023. In order for this project to be completed on this schedule, county and state funding must be provided at the levels recommended in this CIP.

Woodlin Elementary School

Capital Project: As a result of the capacity study described earlier, the Board of Education approved an addition project at Woodlin Elementary School. Furthermore, building systems need to be addressed in the facility. Therefore, as part of the approved addition project, facility upgrades will be designed to address the building systems. An FY 2019 appropriation was approved to begin the architectural design and planning for this project with a scheduled completion date of September 2022. Because of the expanded scope of this project, Woodlin Elementary School is now one of the nine schools included in the Major Capital Projects project. As a result of the expanded scope, the construction of this project will require two years, and therefore, the completion date is now September 2023. An FY 2021 appropriation is recommended for the planning and design of this Major Capital Project. Additional information regarding the major capital projects can be found in Supplement C—FY2021–2026 Major Capital Projects Update at the following link: www.montgomeryschoolsmd.org/departments/

planning/cipmaster.aspx. In order for this project to be completed on this schedule, county and state funding must be provided at the levels recommended in this CIP.

CAPITAL PROJECTS

School	Project	Project Status*	Date of Completion
John F. Kennedy HS	Classroom addition	Approved	Sept. 2022
Northwood HS	Classroom addition and Facility upgrades	Approved	Sept. 2025
Woodward HS	Reopening	Approved	Sept. 2025
Argyle MS	Addition	Proposed	TBD
Col. E. Brooke Lee MS	Classroom addition and Facility upgrades	Recommended	Sept. 2022
Parkland MS	Classroom addition	Recommended	Sept. 2023
Silver Spring International MS/ Sligo Creek ES	Classroom additions	Delayed	Sept. 2023
Takoma Park MS	Classroom addition	Approved	Sept. 2020/ Sept. 2021
Highland View ES	Classroom additions	Proposed	TBD
Montgomery Knolls ES	Classroom addition	Approved	Sept. 2020
Oak View ES	Classroom addition	Proposed	TBD
Pine Crest ES	Classroom addition	Approved	Sept. 2020
Piney Branch ES	Major Capital Project	Proposed	TBD
Woodlin ES	Major Capital Project	Recommend	Sept. 2023

*“Approved”— Project has an FY 2019 or FY 2020 appropriation for planning or construction funds approved in the Amended FY 2019–2024 CIP.

*“Programmed”—Project has expenditures programmed in a future year of the CIP for planning and/or construction funds.

*“Proposed”—Project has facility planning funds approved for a feasibility study.

*“Recommended”—Project has an FY 2021 appropriation recommended for planning or construction in the FY 2021–2026 CIP.



DOWNCOUNTY CONSORTIUM

Projected Enrollment and Space Availability

Effects of the Recommended FY 2021 Capital Budget and the FY 2021–2026 Capital Improvements Program (CIP)

Schools		Prelimin. 19–20	Projections							
			20–21	21–22	22–23	23–24	24–25	25–26	2029	2034
Montgomery Blair HS	Program Capacity	2889	2889	2889	2889	2889	2889	2889	2889	2889
	Enrollment	3227	3315	3386	3466	3554	3543	3562	3764	4074
	Available Space	(338)	(426)	(497)	(577)	(665)	(654)	(673)	(875)	(1185)
	Comments									
Albert Einstein HS	Program Capacity	1629	1629	1629	1629	1629	1629	1629	1629	1629
	Enrollment	1820	1879	1907	2008	2051	2088	2126	2146	2230
	Available Space	(191)	(250)	(278)	(379)	(422)	(459)	(497)	(517)	(601)
	Comments									
John F. Kennedy HS	Program Capacity	1794	1794	1794	2221	2221	2221	2221	2221	2221
	Enrollment	1830	1906	1953	1990	2045	2063	2065	2095	2141
	Available Space	(36)	(112)	(159)	231	176	158	156	126	80
	Comments				Addition Complete					
Northwood HS	Program Capacity	1508	1508	1508	1508	1508	1508	2700	2700	2700
	Enrollment	1808	1839	1885	1936	1994	2004	2007	2049	2113
	Available Space	(300)	(331)	(377)	(428)	(486)	(496)	693	651	587
	Comments	Planning for Expansion/Facility Upgrade						Project Complete		
Wheaton HS	Program Capacity	2234	2234	2234	2234	2234	2234	2234	2234	2234
	Enrollment	2193	2236	2328	2392	2408	2331	2260	2224	2073
	Available Space	41	(2)	(94)	(158)	(174)	(97)	(26)	10	161
	Comments	Site Work Complete								
Charles W. Woodward HS	Program Capacity							2700	2700	2700
	Enrollment							0	0	0
	Available Space							2700	2700	2700
	Comments							Opens		
Argyle MS	Program Capacity	897	897	897	897	897	897	897	897	897
	Enrollment	1024	1040	1045	1096	1108	1094	1093	1041	968
	Available Space	(127)	(143)	(148)	(199)	(211)	(197)	(196)	(144)	(71)
	Comments		Facility Planning for Addition							
Eastern MS	Program Capacity	1012	1012	1012	1012	1012	1012	1012	1012	1012
	Enrollment	1010	1014	967	925	919	960	990	983	1014
	Available Space	2	(2)	45	87	93	52	22	29	(2)
	Comments									
Col. E. Brooke Lee MS	Program Capacity	727	727	727	1008	1008	1008	1008	1008	1008
	Enrollment	771	778	766	789	774	781	774	798	821
	Available Space	(44)	(51)	(39)	219	234	227	234	210	187
	Comments				Replacement Complete					
A. Mario Loiederman MS	Program Capacity	871	1003	1003	1003	1003	1003	1003	1003	1003
	Enrollment	999	974	948	926	930	946	983	990	1051
	Available Space	(128)	29	55	77	73	57	20	13	(48)
	Comments		Performing Arts Project Complete							
Newport Mill MS	Program Capacity	850	850	850	850	850	850	850	850	850
	Enrollment	702	724	701	708	721	721	729	668	645
	Available Space	148	126	149	142	129	129	121	182	121
	Comments									
Parkland MS	Program Capacity	948	948	948	948	1203	1203	1203	1203	1203
	Enrollment	1142	1157	1118	1102	1106	1151	1142	1142	1129
	Available Space	(194)	(209)	(170)	(154)	97	52	61	61	74
	Comments		Planning for Addition			Addition Complete				
Silver Spring International MS	Program Capacity	1107	1107	1107	1107	1298	1298	1298	1298	1298
	Enrollment	1153	1197	1155	1147	1138	1125	1121	1123	1120
	Available Space	(46)	(90)	(48)	(40)	160	173	177	175	178
	Comments					Addition Complete				
Sligo MS	Program Capacity	941	941	941	941	941	941	941	941	941
	Enrollment	722	753	789	750	731	720	751	825	970
	Available Space	219	188	152	191	210	221	190	116	(29)
	Comments									
Takoma Park MS	Program Capacity	939	1258	1322	1322	1322	1322	1322	1322	1322
	Enrollment	1162	1192	1205	1201	1208	1228	1265	1405	1450
	Available Space	(223)	66	117	121	114	94	57	(83)	(128)
	Comments		Phase 1 Addition	Phase 2 Addition						

DOWNCOUNTY CONSORTIUM

Schools			Actual 19-20	Projections					2029	2034
				20-21	21-22	22-23	23-24	24-25		
Arcola ES	CSR	Program Capacity	651	651	651	651	651	651	651	
		Enrollment	749	753	754	753	748	730	713	
		Available Space	(98)	(102)	(103)	(102)	(97)	(79)	(62)	
		Comments								
Bel Pre ES Grades (pre-K-2) Paired With Strathmore ES	CSR	Program Capacity	640	640	640	640	640	640	640	
		Enrollment	613	601	605	604	598	592	593	
		Available Space	27	39	35	36	42	48	47	
		Comments								
Brookhaven ES	CSR	Program Capacity	470	470	470	470	470	470	470	
		Enrollment	467	474	474	470	466	467	467	
		Available Space	3	(4)	(4)	0	4	3	3	
		Comments								
East Silver Spring ES	CSR	Program Capacity	577	577	577	577	577	577	577	
		Enrollment	498	501	490	504	506	509	505	
		Available Space	79	76	87	73	71	68	72	
		Comments								
Forest Knolls ES	CSR	Program Capacity	529	529	529	529	529	529	529	
		Enrollment	755	621	570	560	540	525	498	
		Available Space	(226)	(92)	(41)	(31)	(11)	4	31	
		Comments	Boundary Recomm- endation							
Georgian Forest ES	CSR	Program Capacity	670	670	670	670	670	670	670	
		Enrollment	626	623	619	627	639	639	629	
		Available Space	44	47	51	43	31	31	41	
		Comments								
Glen Haven ES	CSR	Program Capacity	556	556	556	556	556	556	556	
		Enrollment	510	510	507	509	494	493	480	
		Available Space	46	46	49	47	62	63	76	
		Comments								
Glenallan ES	CSR	Program Capacity	747	747	747	747	747	747	747	
		Enrollment	747	745	746	741	745	739	743	
		Available Space	0	2	1	6	2	8	4	
		Comments								
Harmony Hills ES	CSR	Program Capacity	709	709	709	709	709	709	709	
		Enrollment	745	745	758	759	753	731	716	
		Available Space	(36)	(36)	(49)	(50)	(44)	(22)	(7)	
		Comments								
Highland ES	CSR	Program Capacity	540	540	540	540	540	540	540	
		Enrollment	555	550	547	552	554	558	551	
		Available Space	(15)	(10)	(7)	(12)	(14)	(18)	(11)	
		Comments								
Highland View ES	CSR	Program Capacity	288	288	288	288	288	288	288	
		Enrollment	434	431	441	434	428	419	423	
		Available Space	(146)	(143)	(153)	(146)	(140)	(131)	(135)	
		Comments	Planning for Addition							
Kemp Mill ES	CSR	Program Capacity	458	458	458	458	458	458	458	
		Enrollment	486	482	479	478	481	481	483	
		Available Space	(28)	(24)	(21)	(20)	(23)	(23)	(25)	
		Comments								
Montgomery Knolls ES Grades (K-2) Paired With Pine Crest ES	CSR	Program Capacity	537	681	681	681	681	681	681	
		Enrollment	470	540	570	567	556	553	550	
		Available Space	67	141	111	114	125	128	131	
		Comments	Boundary Recomm- endation	Addition Complete						
New Hampshire Estates ES Grades (pre-K-2) Paired With Oak View ES	CSR	Program Capacity	493	493	493	493	493	493	493	
		Enrollment	482	467	470	461	456	448	441	
		Available Space	11	26	23	32	37	45	52	
		Comments								
Oak View ES Grades (3-5) Paired With New Hampshire ES	CSR	Program Capacity	335	335	335	335	335	335	335	
		Enrollment	423	415	416	429	419	428	417	
		Available Space	(88)	(80)	(81)	(94)	(84)	(93)	(82)	
		Comments								

DOWNCOUNTY CONSORTIUM

Schools			Actual	Projections					2029	2034	
			19-20	20-21	21-22	22-23	23-24	24-25			25-26
Oakland Terrace ES	CSR	Program Capacity	487	487	487	487	487	487	487		
		Enrollment	531	551	547	558	556	543	531		
		Available Space	(44)	(64)	(60)	(71)	(69)	(56)	(44)		
		Comments									
Pine Crest ES Grades (3-5) Paired With Montgomery Knolls ES	CSR	Program Capacity	404	634	634	634	634	634	634		
		Enrollment	413	452	495	514	524	526	526		
		Available Space	(9)	182	139	120	110	108	108		
		Comments		Boundary Recommendation	Addition Complete						
Piney Branch ES Grades (3-5) Paired With Takoma Park ES	CSR	Program Capacity	611	611	611	611	611	611	611		
		Enrollment	650	627	616	614	608	611	605		
		Available Space	(39)	(16)	(5)	(3)	3	0	6		
		Comments		See Text							
Rock View ES	CSR	Program Capacity	636	636	636	636	636	636	636		
		Enrollment	655	665	684	664	660	640	618		
		Available Space	(19)	(29)	(48)	(28)	(24)	(4)	18		
		Comments									
Rolling Terrace ES	CSR	Program Capacity	729	729	729	729	729	729	729		
		Enrollment	775	764	752	751	746	746	757		
		Available Space	(46)	(35)	(23)	(22)	(17)	(17)	(28)		
		Comments									
Sargent Shriver ES	CSR	Program Capacity	660	660	660	660	660	660	660		
		Enrollment	744	745	751	744	737	732	732		
		Available Space	(84)	(85)	(91)	(84)	(77)	(72)	(72)		
		Comments									
Flora M. Singer ES	CSR	Program Capacity	680	680	680	680	680	680	680		
		Enrollment	683	663	654	664	650	659	656		
		Available Space	(3)	17	26	16	30	21	24		
		Comments									
Sligo Creek ES	CSR	Program Capacity	664	664	664	664	710	710	710		
		Enrollment	680	670	661	663	645	647	652		
		Available Space	(16)	(6)	3	1	65	63	58		
		Comments					Addition Complete				
Strathmore ES Grades (3-5) Paired With Bel Pre ES	CSR	Program Capacity	439	439	439	439	439	439	439		
		Enrollment	483	490	494	494	463	451	442		
		Available Space	(44)	(51)	(55)	(55)	(24)	(12)	(3)		
		Comments									
Takoma Park ES Grades (pre-K-2) Paired With Piney Branch ES	CSR	Program Capacity	629	629	629	629	629	629	629		
		Enrollment	613	616	617	619	608	601	594		
		Available Space	16	13	12	10	21	28	35		
		Comments									
Viers Mill ES	CSR	Program Capacity	743	743	743	743	743	743	743		
		Enrollment	582	589	584	583	579	580	579		
		Available Space	161	154	159	160	164	163	164		
		Comments									
Weller Road ES	CSR	Program Capacity	772	772	772	772	772	772	772		
		Enrollment	747	760	789	814	805	804	773		
		Available Space	25	12	(17)	(42)	(33)	(32)	(1)		
		Comments									
Wheaton Woods ES	CSR	Program Capacity	766	766	766	766	766	766	766		
		Enrollment	504	513	511	513	510	505	506		
		Available Space	262	253	255	253	256	261	260		
		Comments									
Woodlin ES	CSR	Program Capacity	489	489	489	489	741	741	741		
		Enrollment	554	542	542	536	537	538	536		
		Available Space	(65)	(53)	(53)	(47)	204	203	205		
		Comments		Planning Maj. Cap. Project			Maj. Cap. Project Complete				
Cluster Information	HS	Utilization	108%	111%	114%	113%	115%	103%	105%	103%	
		Enrollment	10878	11175	11459	11792	12052	12029	12020	12278	12020
		MS Utilization	105%	101%	99%	95%	91%	92%	93%	94%	93%
		Enrollment	8685	8829	8694	8644	8635	8726	8848	8975	8848
		ES Utilization	102%	99%	99%	99%	97%	96%	95%	97%	95%
ES Enrollment	17174	17105	17143	17179	17011	16895	16716	17090	16920		

DOWNCOUNTY CONSORTIUM

Demographic Characteristics of Schools

Schools	2019–2020						2018–2019		
	Total Enrollment	Two or more races %	Black or Afr. Amer. %	Asian%	Hispanic %	White %	FARMS%*	ESOL%**	Mobility Rate%***
Montgomery Blair HS	3227	4.2%	24.1%	13.9%	33.7%	23.9%	33.3%	17.0%	11.0%
Albert Einstein HS	1820	3.6%	17.6%	7.6%	48.5%	22.4%	36.3%	17.1%	12.9%
John F. Kennedy HS	1830	1.5%	25.0%	6.8%	61.4%	5.3%	50.5%	25.0%	15.6%
Northwood HS	1808	3.0%	24.9%	4.7%	53.4%	13.7%	49.7%	22.3%	19.9%
Wheaton HS	2193	2.3%	19.8%	11.2%	57.4%	9.3%	46.9%	20.9%	11.4%
Argyle MS	1024	2.4%	25.0%	8.6%	56.8%	7.0%	59.3%	15.9%	12.0%
Eastern MS	1010	3.7%	18.7%	7.6%	50.4%	19.3%	49.8%	17.7%	11.0%
Col. E. Brooke Lee MS	771	1.8%	23.1%	7.5%	62.6%	4.5%	62.4%	19.9%	18.2%
A. Mario Loiederman MS	999	3.0%	15.4%	4.3%	62.7%	14.2%	56.4%	19.5%	12.5%
Newport Mill MS	702	6.0%	15.1%	7.3%	55.3%	15.4%	46.8%	20.0%	13.6%
Parkland MS	1142	2.6%	21.7%	14.4%	52.4%	8.5%	53.4%	12.5%	8.5%
Silver Spring International MS	1153	4.5%	21.7%	5.4%	42.7%	25.5%	38.3%	14.4%	11.0%
Sligo MS	722	3.7%	18.6%	7.5%	42.7%	27.4%	38.7%	11.4%	13.5%
Takoma Park MS	1162	5.0%	34.0%	14.5%	17.0%	29.3%	25.7%	7.4%	8.9%
Arcola ES	749	0.9%	19.8%	5.6%	69.3%	3.6%	75.1%	47.1%	19.3%
Bel Pre ES	613	3.1%	30.2%	5.2%	54.8%	5.7%	68.6%	46.2%	15.0%
Brookhaven ES	467	2.6%	28.3%	8.8%	52.0%	7.9%	64.9%	41.9%	10.5%
East Silver Spring ES	498	3.8%	53.8%	2.6%	21.9%	17.3%	51.3%	27.6%	13.3%
Forest Knolls ES	755	8.1%	14.8%	5.2%	38.7%	32.7%	30.1%	19.0%	7.2%
Georgian Forest ES	626	1.6%	24.8%	2.2%	64.2%	6.4%	77.1%	44.7%	28.5%
Glen Haven ES	510	4.7%	22.4%	6.7%	50.2%	15.5%	53.3%	35.7%	16.0%
Glenallan ES	747	2.9%	30.5%	11.5%	44.8%	10.0%	53.2%	26.5%	16.8%
Harmony Hills ES	745	0%	14.6%	4.8%	76.9%	3.1%	79.1%	55.7%	19.8%
Highland ES	555	2.0%	8.6%	5.8%	74.4%	8.1%	77.6%	51.6%	16.2%
Highland View ES	434	3.0%	32.3%	2.1%	29.5%	32.9%	45.9%	33.2%	12.7%
Kemp Mill ES	486	0%	11.9%	1.2%	81.5%	4.3%	85.7%	51.7%	18.3%
Montgomery Knolls ES	470	3.8%	29.4%	4.5%	47.4%	14.9%	59.3%	42.1%	9.4%
New Hampshire Estates ES	482	2.3%	17.0%	3.1%	74.5%	3.1%	88.0%	66.5%	17.2%
Oak View ES	423	2.4%	12.1%	2.4%	65.5%	17.7%	71.9%	37.9%	10.9%
Oakland Terrace ES	531	8.9%	17.1%	4.5%	34.8%	34.7%	29.4%	12.4%	7.1%
Pine Crest ES	413	5.8%	24.9%	4.4%	41.4%	23.5%	47.4%	31.7%	13.1%
Piney Branch ES	650	6.8%	32.2%	3.1%	16.5%	41.2%	27.2%	19.2%	9.7%
Rock View ES	655	4.7%	13.0%	10.5%	48.2%	22.9%	43.9%	28.9%	13.5%
Rolling Terrace ES	775	1.5%	14.1%	2.2%	75.0%	7.2%	75.7%	57.6%	17.4%
Sargent Shriver ES	744	1.6%	10.9%	5.9%	78.9%	2.2%	80.0%	51.9%	17.2%
Flora M. Singer ES	683	7.8%	14.3%	6.6%	37.3%	33.7%	39.5%	30.8%	9.4%
Sligo Creek ES	680	7.6%	25.9%	4.3%	10.6%	51.3%	9.6%	9.9%	10.6%
Strathmore ES	483	2.7%	37.3%	4.6%	45.8%	9.3%	60.9%	35.7%	17.9%
Takoma Park ES	613	7.7%	30.2%	2.6%	16.0%	43.1%	28.1%	21.5%	10.1%
Viers Mill ES	582	2.4%	9.3%	8.8%	68.7%	10.7%	58.4%	41.7%	15.4%
Weller Road ES	747	1.9%	6.6%	5.2%	82.9%	3.3%	78.3%	55.6%	11.2%
Wheaton Woods ES	504	1.6%	24.4%	6.3%	63.7%	3.6%	81.8%	49.0%	13.6%
Woodlin ES	554	8.5%	25.3%	6.1%	21.3%	38.6%	20.5%	15.4%	11.3%
Elementary Cluster Total	17174	3.9%	21.3%	5.2%	51.9%	17.4%	57.1%	37.6%	14.2%
Elementary County Total	76541	5.3%	21.3%	13.6%	33.9%	25.5%	38.3%	25.6%	13.4%

*Percent of students approved for Free and Reduced-priced Meals Program (FARMS) during the 2018–2019 school year.

**Percent of English for Speakers of Other Languages (ESOL) during the 2018–2019 school year. High School students are served in regional ESOL centers.

***Mobility Rate is the number of entries plus withdrawals during the 2018–2019 school year compared to total enrollment.

Notes: Native Hawaiian/Pacific Islander and American Indian/Alaskan Native categories total less than 1% and were therefore excluded from the table.

Due to federal and state guidelines, demographic characteristics of schools of less than or equal to 5 students per category are reported as 0%.

DOWNCOUNTY CONSORTIUM

Facility Characteristics of Schools 2019–2020

Schools	Year Facility Opened	Year Reopened/ Revitalized	Total Square Footage	Site Size Acres	Adjacent Park	Relocatable Classrooms	County Programs
Montgomery Blair HS	1998		386,567	30.2	Yes	10	
Albert Einstein HS	1962	1997	276,462	26.67	Yes	5	
John F. Kennedy HS	1964	1999	280,048	29.1			
Northwood HS	1956	2004	254,054	29.6		10	SBWC
Wheaton HS	1954	2016	373,825	28.2			SBWC
Argyle MS	1971	1993	120,205	19.9		3	
Eastern MS	1951	1976	152,030	14.5			LTL
Col. E. Brooke Lee MS	1966		123,199	16.5	Yes		
A. Mario Loiederman MS	1956	2005	131,746	17.08		2	LTL
Newport Mill MS	1958	2002	108,240	8.4	Yes		
Parkland MS	1963	2007	151,169	9.2	Yes	2	LTL
Silver Spring International MS	1934	1999	152,731	10.64	Yes		LTL
Sligo MS	1959	1991	149,527	21.7	Yes		
Takoma Park MS	1939	1999	137,348	18.8	Yes	6	
Arcola ES	1956	2007	95,421	5	Yes	6	LTL
Bel Pre ES	1968	2014	95,330	8.9	Yes		
Brookhaven ES	1961	1995	81,320	8.57			
East Silver Spring ES	1929	1975	88,895	8.4			
Forest Knolls ES	1960	1993	89,564	7.8		5	
Georgian Forest ES	1961	1995	88,111	11	Yes		LTL
Glen Haven ES	1950	2004	85,845	10	Yes		
Glenallan ES	1966	2013	98,700	12.1			
Harmony Hills ES	1957	1999	85,648	10.2	Yes	5	SBHC
Highland ES	1950	1989	87,491	11	Yes		SBHC
Highland View ES	1953	1994	59,213	6.6		6	
Kemp Mill ES	1960	1996	68,222	10		3	LTL
Montgomery Knolls ES	1952	1989	97,213	10.3			LTL
New Hampshire Estates ES	1954	1988	73,306	5.4			SBHC
Oak View ES	1949	1985	57,560	11.3		3	LTL
Oakland Terrace ES	1950	1993	79,145	9.5	Yes	2	
Pine Crest ES	1941	1992	53,778	5.6	Yes	5	LTL
Piney Branch ES	1973		99,706	1.97	Yes		
Rock View ES	1955	1999	91,977	7.4			
Rolling Terrace ES	1950	1989	92,241	4.3		10	SBHC
Sargent Shriver ES	1954	2006	91,628	9.17		9	LTL
Flora M. Singer ES	2012		95,831	12.67	Yes	3	
Sligo Creek ES	1934	1999	98,799	15.6	Yes		
Strathmore ES	1970		59,497	10.8	Yes		
Takoma Park ES	1979		85,553	4.7			
Viers Mill ES	1950	1991	120,572	10.52			SBHC
Weller Road ES	1953	2013	121,346	11.1			SBHC
Wheaton Woods ES	1952	2017	120,154	8			LTL
Woodlin ES	1944	1974	60,725	11		7	