

Somerset and Westbrook Elementary Schools Boundary Study

Presentation of Second Round of Options

February 18 and 19, 2020

Snow date: February 20, 2020

<https://www.montgomeryschoolsmd.org/departments/planning/SomersetWestbrookBoundaryStudy.aspx>

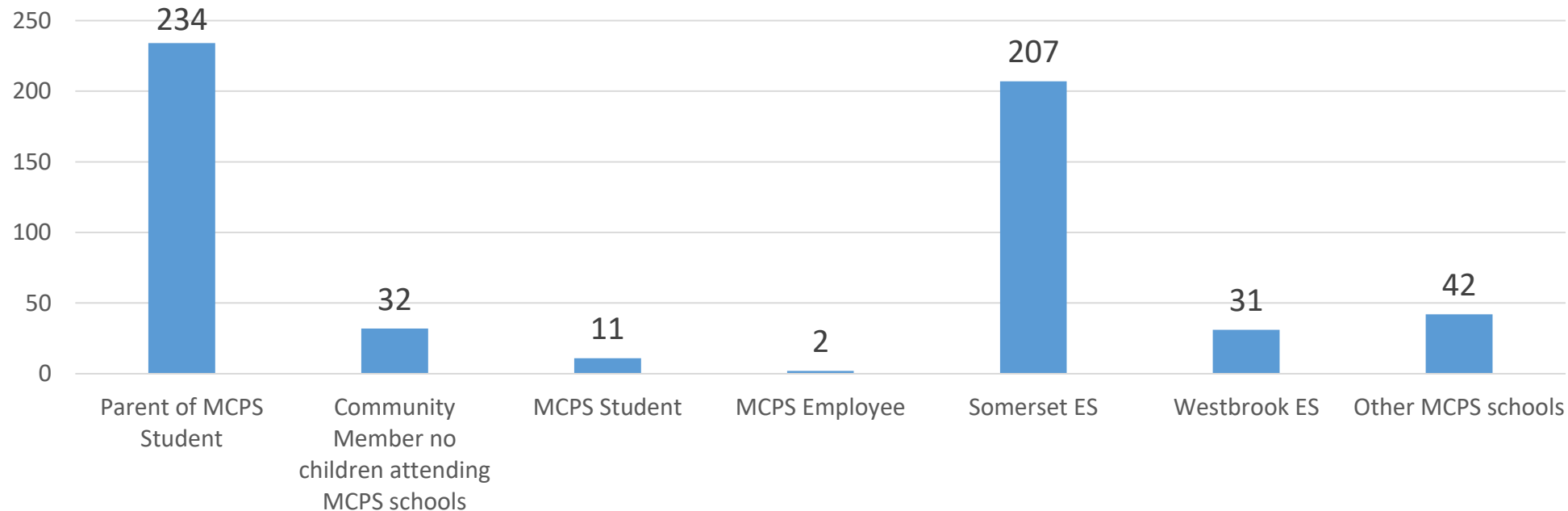
Agenda

- Survey Results Round 1
- Additional Options
- Average Travel Times
- Schedule of Meetings
- Questions and Answers
- Next Steps
- Websites



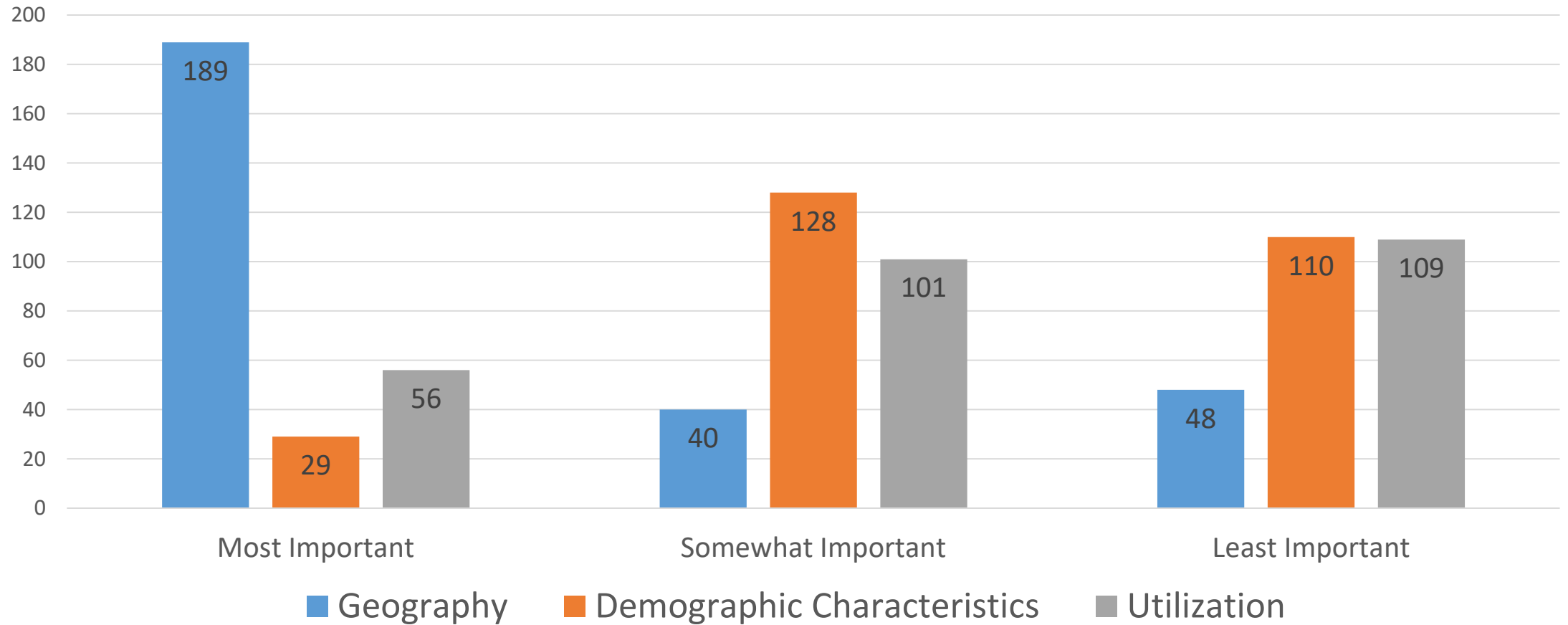
Survey Results

- Total Numbers of Respondents: 276

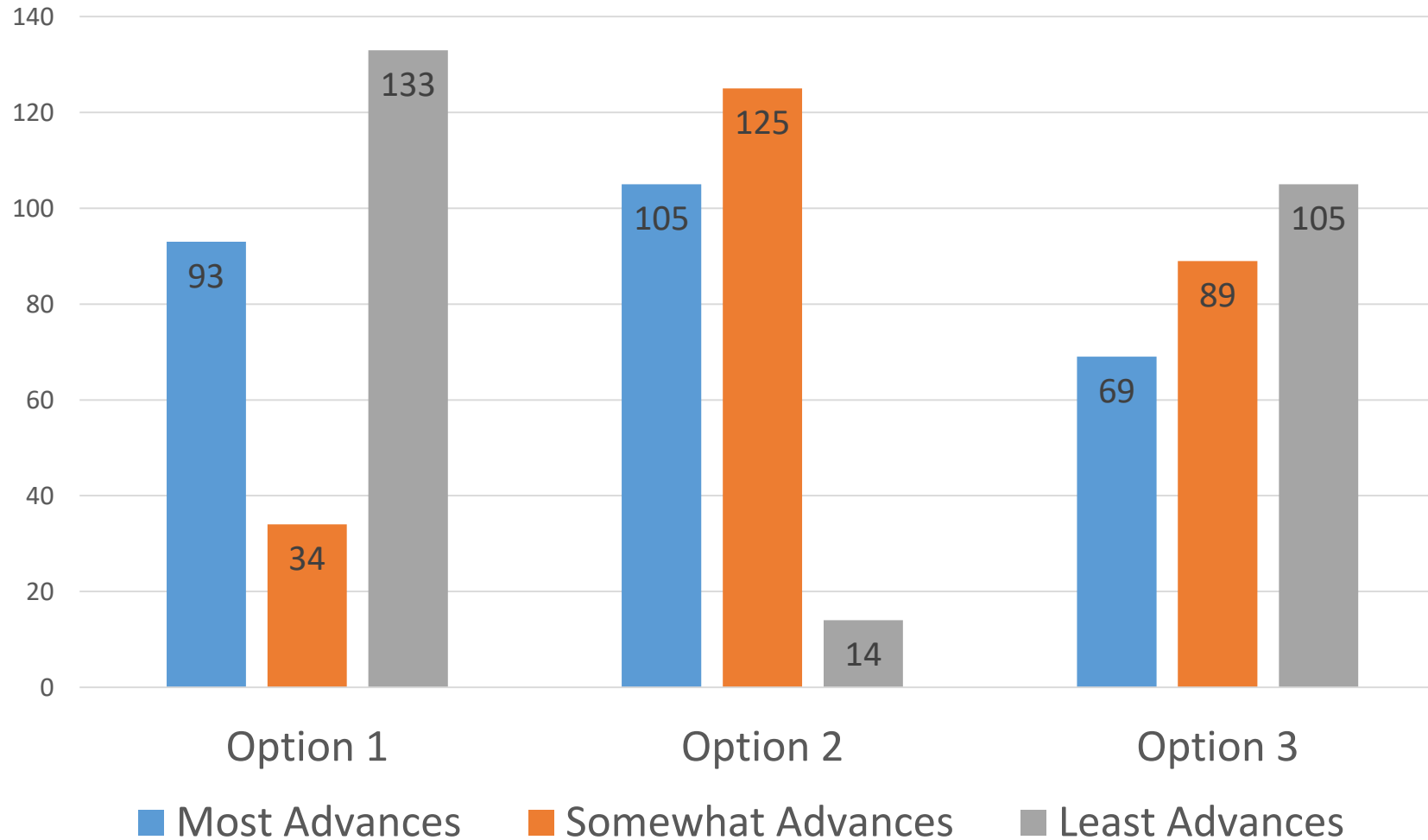


Note: Not every respondent responded to every question and respondents could check more than one category

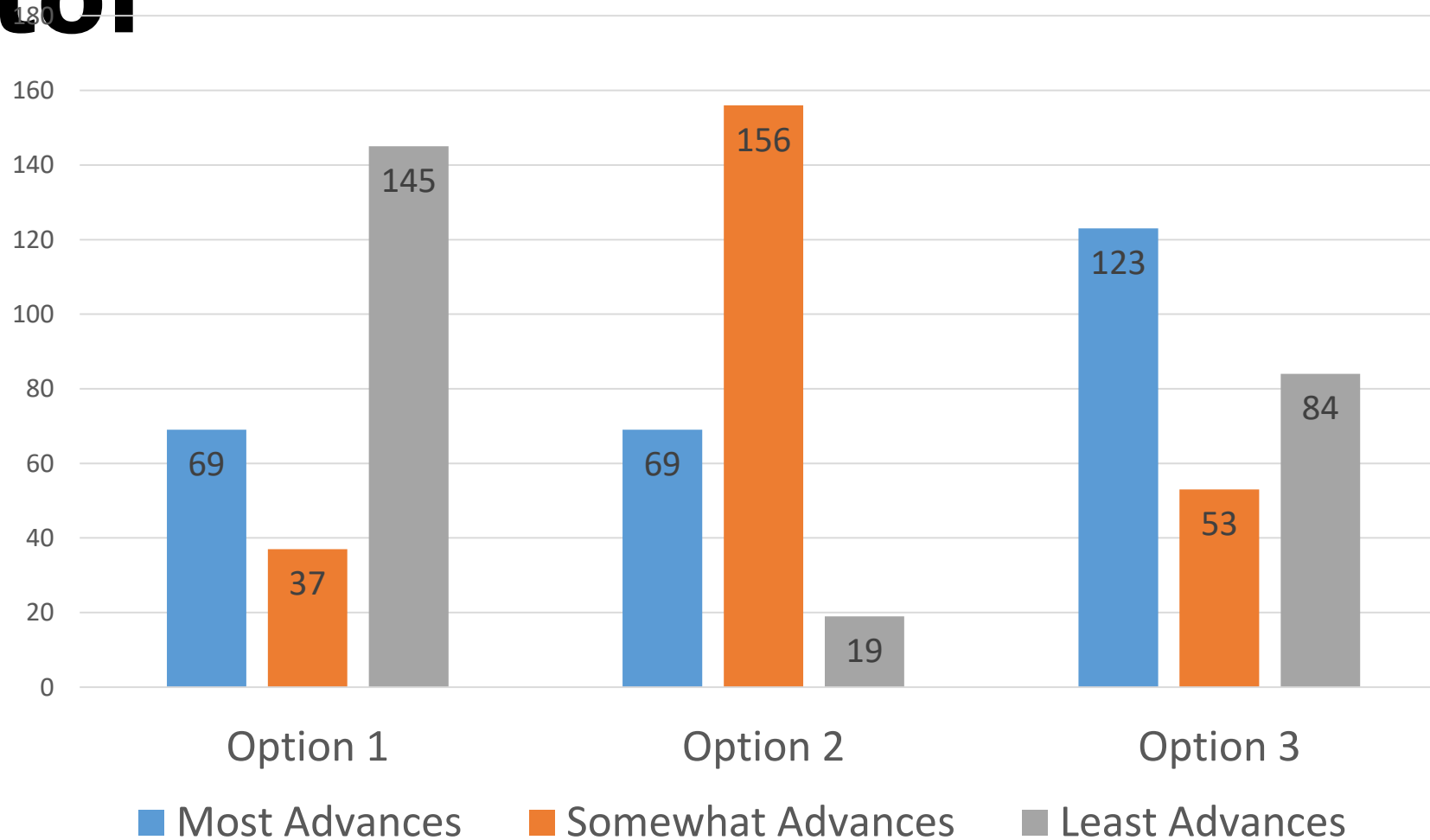
Factors



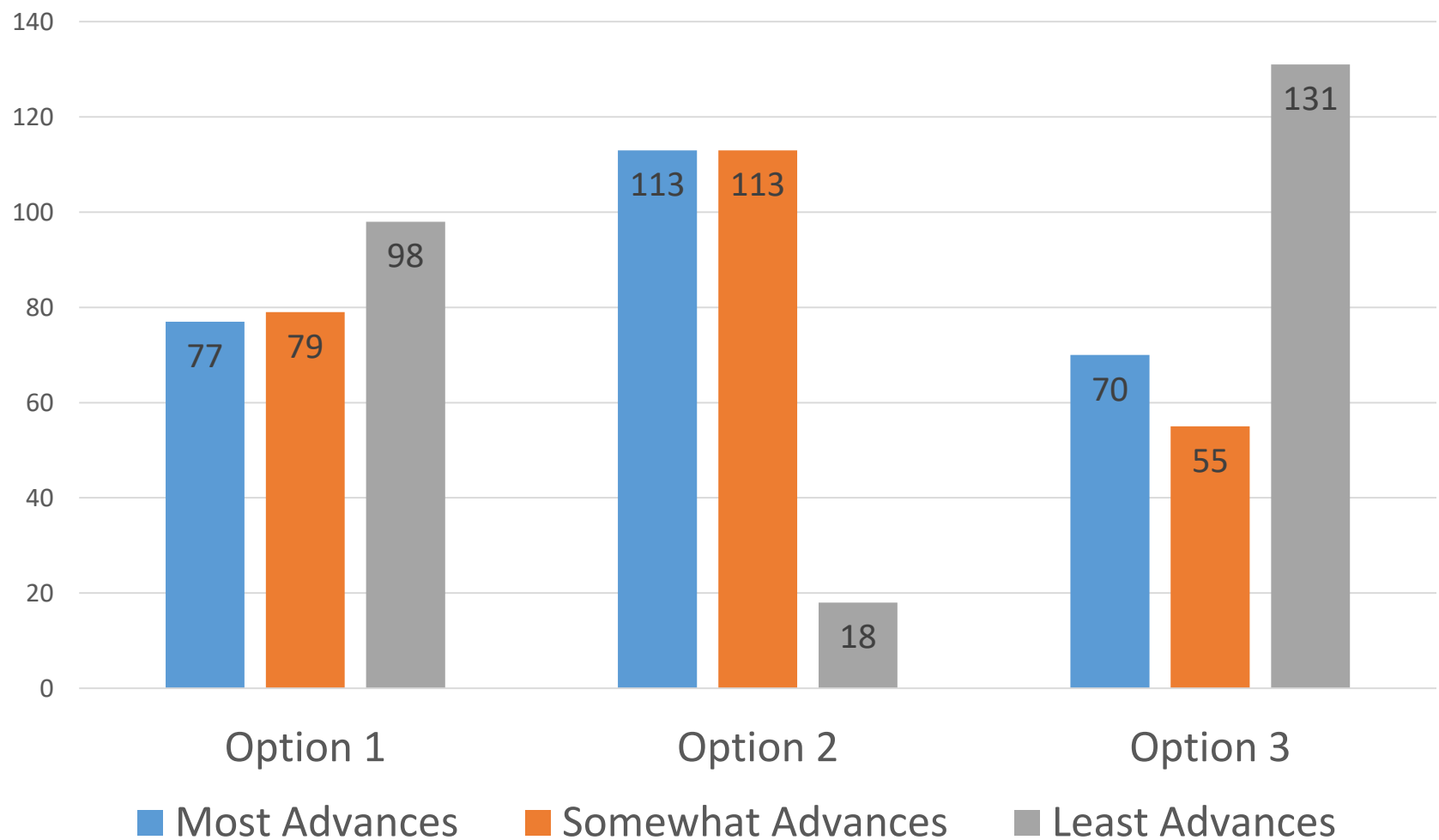
Geography Factor



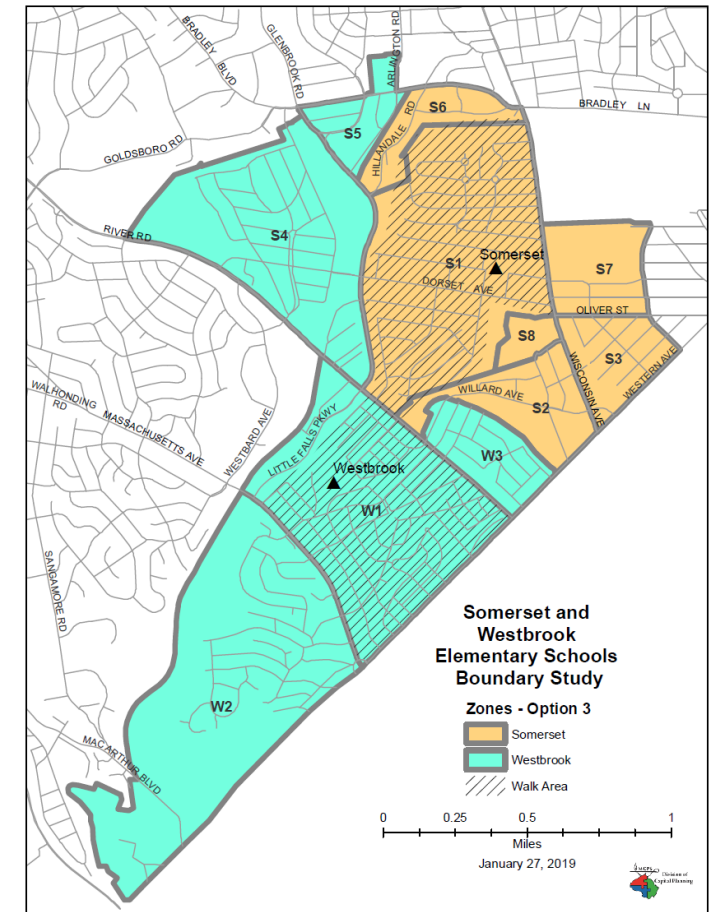
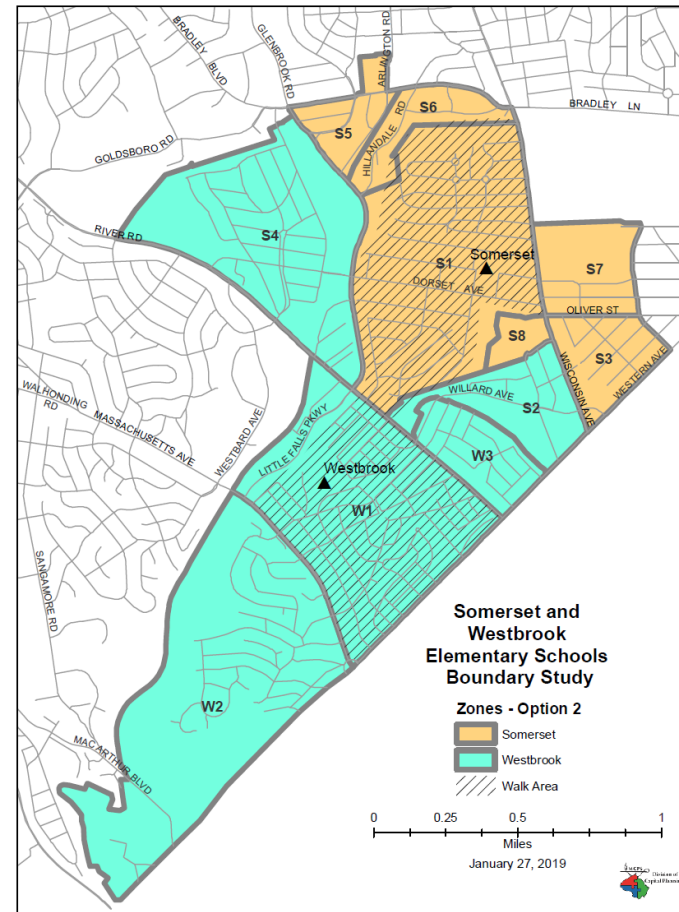
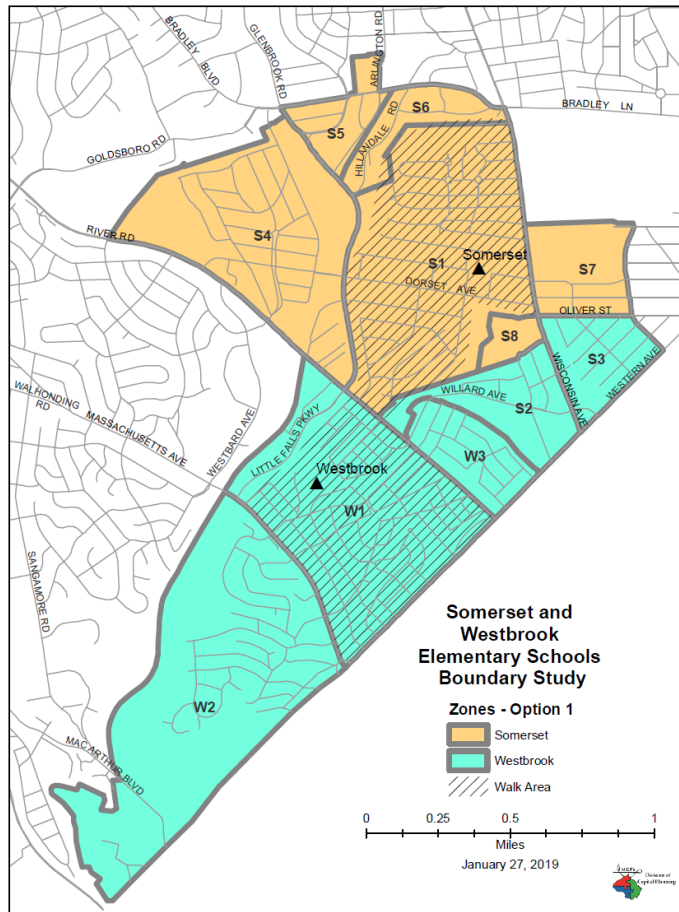
Demographic Characteristics Factor



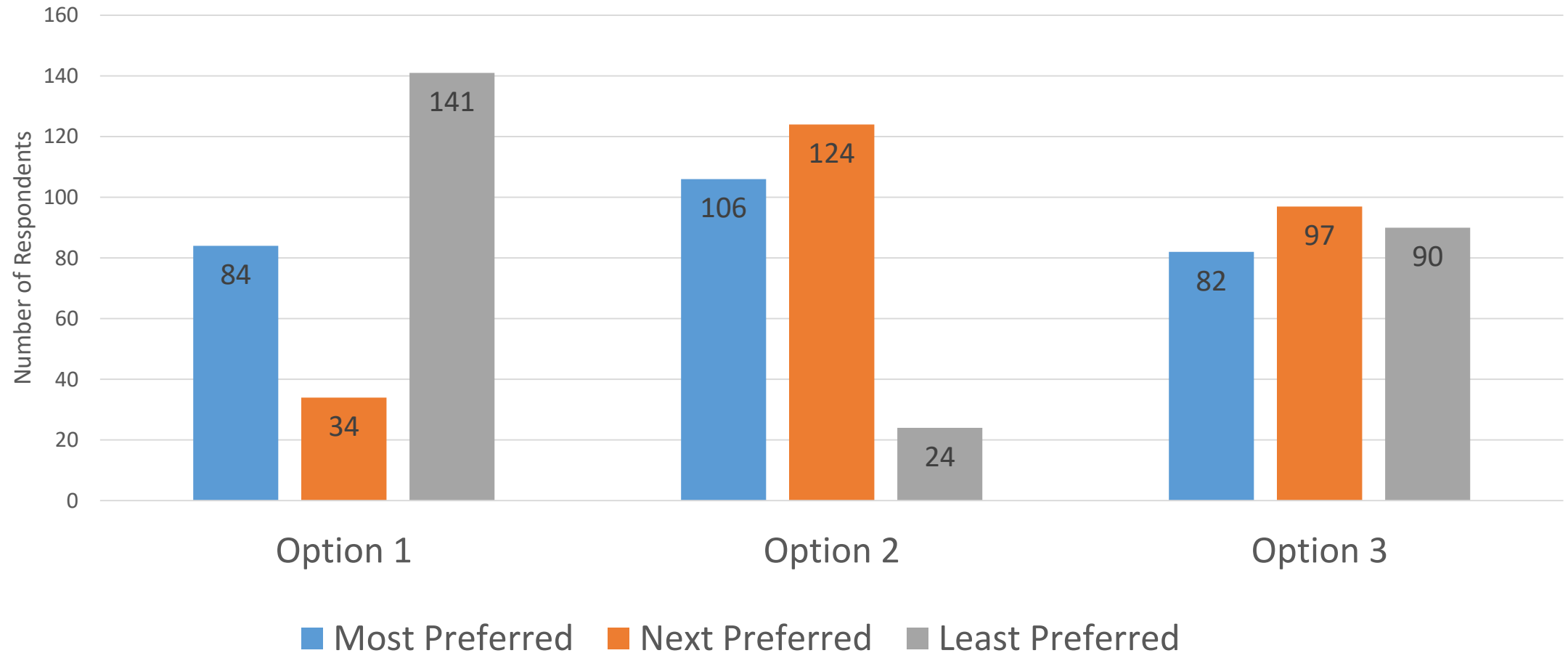
Facilities Utilization Factor



Options



Options



Round 2 Options

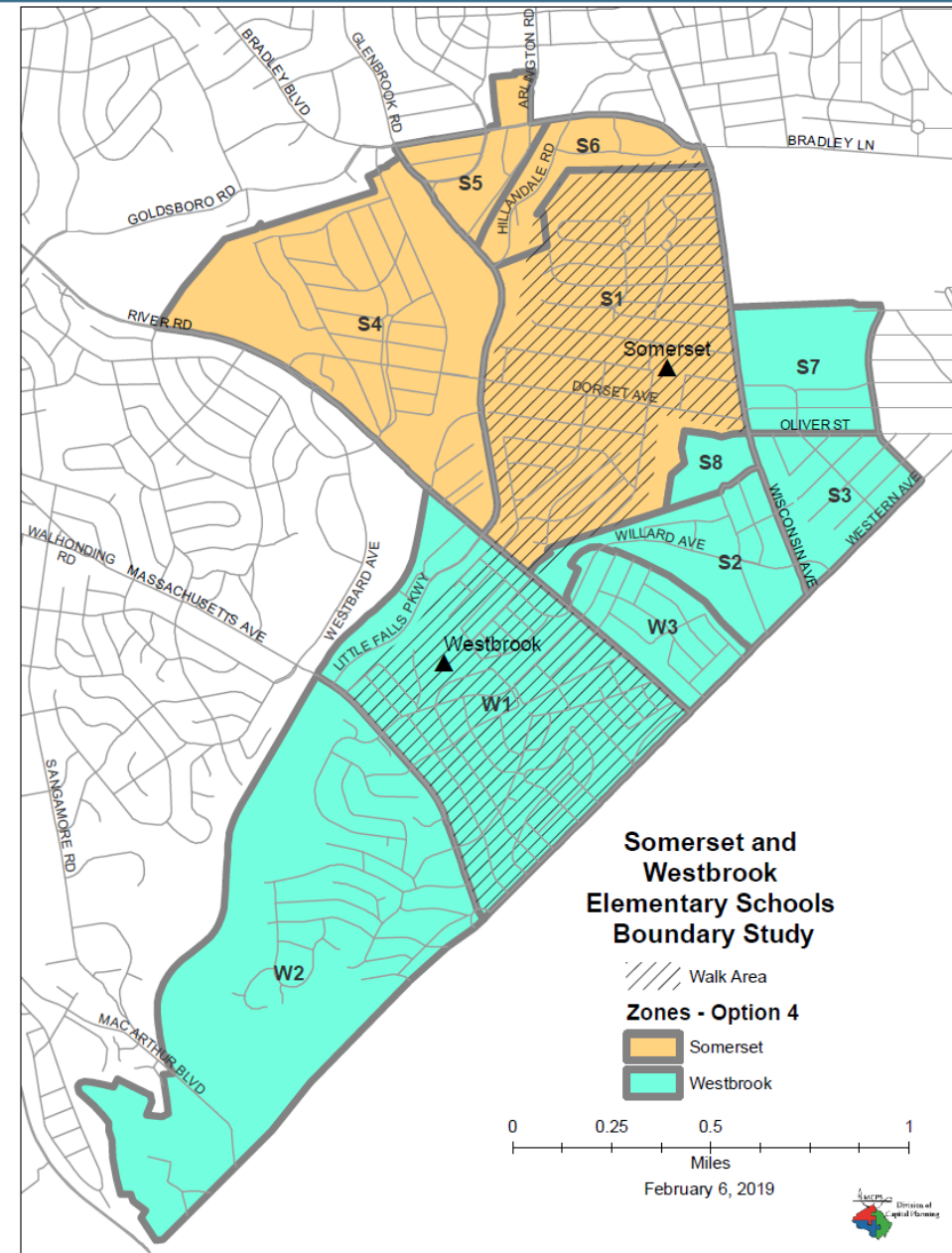
Option 4 Map

Reassigns Zones:

- S2
- S3
- S7
- S8

From: Somerset ES

To: Westbrook ES



Option 4 Effects Table

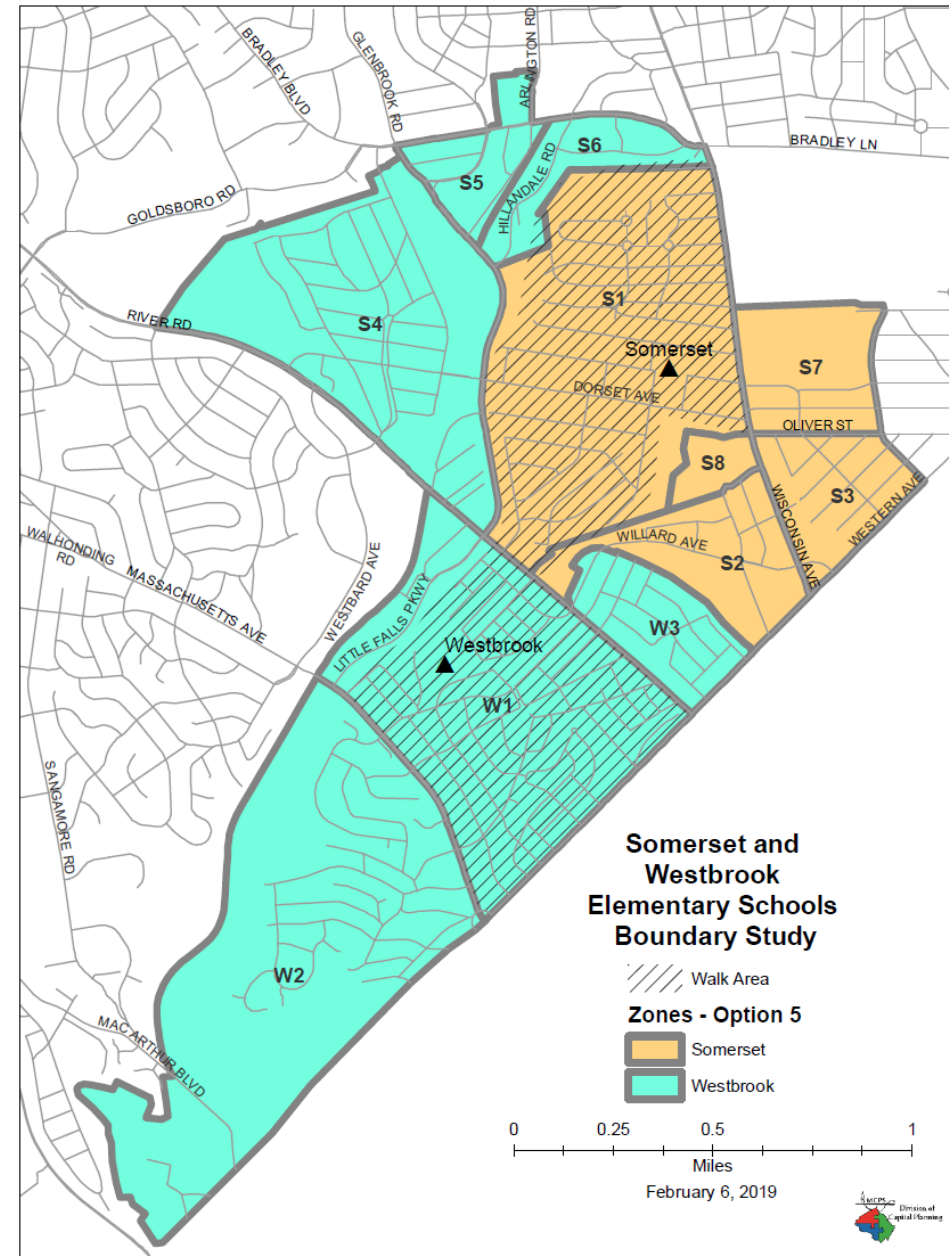
							2019–2020						
							Race/Ethnic Composition						
							% Afr.	%	%	%	%	%	%
School		2021–22	2022–23	2023–24	2024–25	2025–26	Amer.	Asian	Hispanic	White	2 or More	FARMS	ESOL
Somerset ES													
Maximum Number of Seats=	515												
<u>No Change:</u>													
Number of Students		573	573	577	587	593	7.0%	9.5%	13.4%	61.5%	8.4%	7.7%	20.1%
Percent of Building Occupied		111%	111%	112%	114%	115%							
Available Seats		-58	-58	-62	-72	-78							
<u>With Change:</u>													
Number of Students		439	413	422	434	436	7.7%	7.2%	15.2%	62.2%	7.7%	10.0%	17.7%
Percent of Building Occupied		85%	80%	82%	84%	85%							
Available Seats		76	102	93	81	79							
Westbrook ES													
Maximum Number of Seats=	615												
<u>No Change:</u>													
Number of Students		340	337	338	322	325	2.1%	5.3%	15.0%	69.8%	7.0%	1.2%	3.5%
Percent of Building Occupied		55%	55%	55%	52%	53%							
Available Seats		275	278	277	293	290							
<u>With Change:</u>													
Number of Students		474	497	493	475	482	3.4%	8.5%	13.2%	66.8%	8.1%	1.8%	11.5%
Percent of Building Occupied		77%	81%	80%	77%	78%							
Available Seats		141	118	122	140	133							

Option 5 Map

Reassigns Zones:

- S4
- S5
- S6

From: Somerset ES
To: Westbrook ES



Option 5 Effects Table

							2019–2020						
							Race/Ethnic Composition						
							% Afr.	%	%	%	%	%	%
School		2021–22	2022–23	2023–24	2024–25	2025–26	Amer.	Asian	Hispanic	White	2 or More	FARMS	ESOL
Somerset ES													
Maximum Number of Seats=	515												
<u>No Change:</u>													
Number of Students		573	573	577	587	593	7.0%	9.5%	13.4%	61.5%	8.4%	7.7%	20.1%
Percent of Building Occupied		111%	111%	112%	114%	115%							
Available Seats		-58	-58	-62	-72	-78							
<u>With Change:</u>													
Number of Students		422	389	391	396	402	4.5%	8.8%	9.9%	67.5%	9.2%	4.5%	17.6%
Percent of Building Occupied		82%	76%	76%	77%	78%							
Available Seats		93	126	124	119	113							
Westbrook ES													
Maximum Number of Seats=	615												
<u>No Change:</u>													
Number of Students		340	337	338	322	325	2.1%	5.3%	15.0%	69.8%	7.0%	1.2%	3.5%
Percent of Building Occupied		55%	55%	55%	52%	53%							
Available Seats		275	278	277	293	290							
<u>With Change:</u>													
Number of Students		491	521	524	513	516	5.7%	6.8%	17.8%	63.1%	6.6%	5.9%	10.2%
Percent of Building Occupied		80%	85%	85%	83%	84%							
Available Seats		124	94	91	102	99							

Round 2 Surveys

Open February 20 until March 5 at 11 P.M.

<https://www.montgomeryschoolsmd.org/departments/planning/SomersetWestbrookBoundaryStudy.aspx>

Response to Question

The MCPS Department of Transportation evaluated the path near the Somerset pool, and determined that it is not appropriate to use as an official walk area, therefore the students residing in Zone S2 will remain as MCPS bus riders.

Average Travel Times (minutes)

Zone	Somerset	Westbrook
S2	8	12
S3	10	12
S4	7	9
S5	7	10
S6	6	9
S7	10	14
S8	4	12

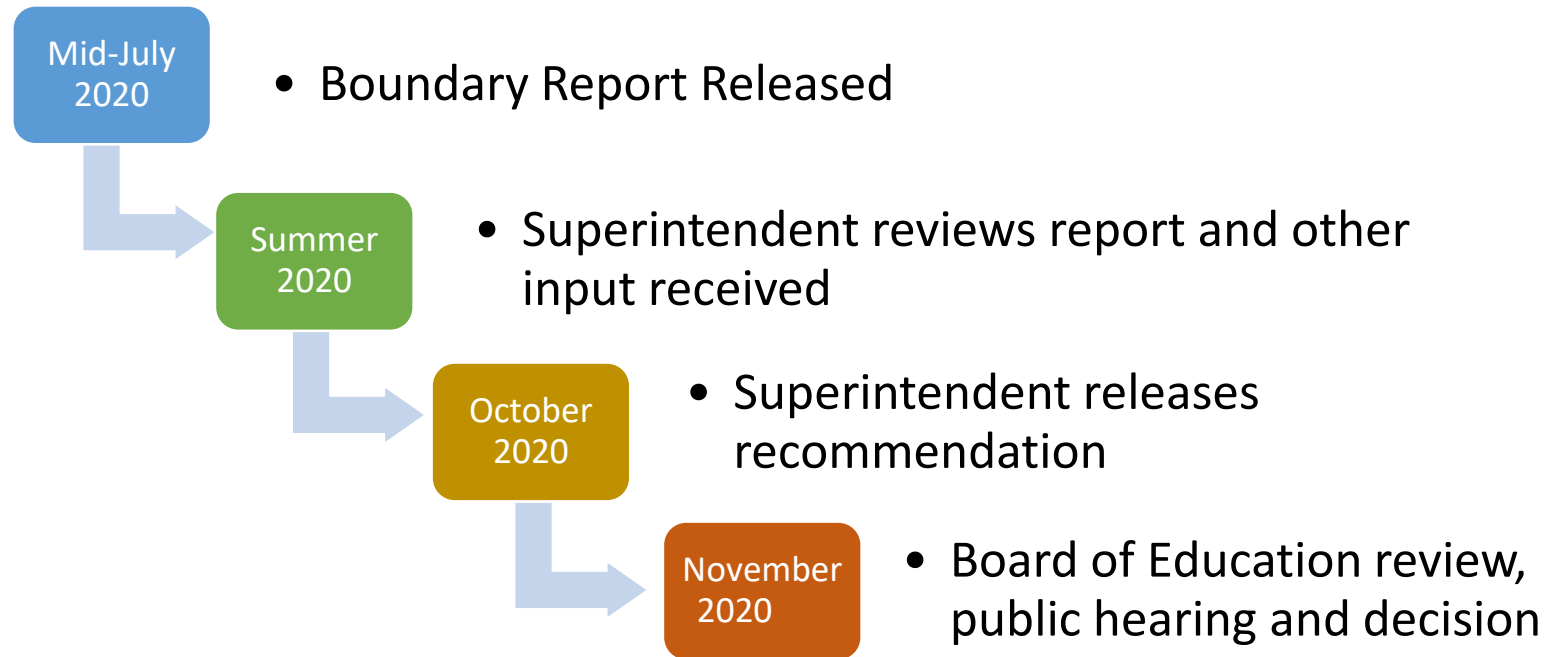
Note: Calculated to be during normal pick up and drop off times

Schedule of Meetings

Date	Action
✓ January 6th	Public Information Meeting #1
January 8 th (snow date)	
✓ January 30 th	Presentation of 1 st Round of Options
✓ February 5 th	
February 6 th (snow date)	
✓ February 18 th (if needed)	Presentation of 2 nd Round of Options
✓ February 19 th (if needed)	
February 20 th (snow date)	
February 26th	Public Information Meeting #2
February 27 th (snow date)	

All meetings are 7:00–8:30 pm at Westland MS Cafeteria

Next Steps



Questions



Websites

- <https://www.montgomeryschoolsmd.org/departments/planning/>
- <https://www.montgomeryschoolsmd.org/departments/planning/SomersetWestbrookBoundaryStudy.aspx>
- boe@mcpsmd.org